TABELLA RIASSUNTIVA T.A. DI MISURA

Measuring CTs selection table

Pagina - *Page*	11.13		11.14		11.15		11.16		11.17		11.18			11.19			11.20			11.21			11.22		
TA DI MISURA *Measuring CTs*																									
Codice - *Code*	**TAC003**		**TAC005**		**TAC008**		**TAC010**		**TAC020**		**TAC017**			**TAC071**			**TAC021**			**TAT022**			**TAC022**		
cavo - *cable*	primario avvolto - *primary wound*										Ø 17 mm			Ø 17 mm			Ø 21 mm			Ø 22 mm			Ø 22 mm		
barra - *busbar*											15 x 5 mm			15 x 5 mm			20 x 10 mm			20 x 5 mm			20 x 5 mm		
larghezza - *width*	56 mm		56 mm		70 mm		85 mm		85 mm		56 mm			70 mm			70 mm			48 mm			56 mm		
PRESTAZIONI VA - *BURDENS VA*																									
A \ Cl.	**0,5**	**1**	**0,5**	**1**	**0,5**	**1**	**0,5**	**1**	**0,5**	**1**	**0,5**	**1**	**3**	**0,5**	**1**	**3**	**0,5**	**1**	**3**	**0,5**	**1**	**3**	**0,5**	**1**	**3**
5 A	3	6	5	7	8	13	10	20	20	35															
10 A	3	6	5	7	8	13	10	20	20	35															
15 A	3	6	5	7	8	13	10	20	20	35															
20 A	3	6	5	7	8	13	10	20	20	35															
25 A	3	6	5	7	8	13	10	20	20	35															
30 A	3	6	5	7	8	13	10	20	20	35			1.5			2			1.5						
40 A	3	6	5	7	8	13	10	20	20	35			3		1	3			3			1.2			1.5
50 A	3	6	5	7	8	13	10	20	20	35		1	4		2	4		2	5			1.2			2
60 A	3	6	5	7	8	13	10	20	20	35		1.25	5	1	3	5		3	6			1.5		1	2.5
80 A	3	6	5	7	8	13	10	20	20	35	1	2.5	6	2	5	7.5		4	8		1	2.5		2	4
100 A	3	6	5	7			10	20	20	35	2	4	8	4	8	12.5	3	6	12		1.5	3	1	3	5
120 A							10	20	20	35	2.5	4	10	6	12	15	4	8	15		2	4	2	4	6
150 A							10	20	20	35	4	8	15	10	15	20	6	12	20	1	3	5	3	5	8
200 A							10	20	20	35	7	15	20				10	15	25	1	1.5	2	5	10	12
250 A							10	20	20	35							15	25	30	1	1.5	3	8	10	15
300 A							10	20	20	35										1	2	4	9	10	15
400 A							10	20	20	35										1.5	3	5			
500 A							10	20	20	35										2	4	6			
600 A							10	20	20	35										2.5	5	7			
800 A																									
1000 A																									
1200 A																									
1500 A																									
2000 A																									
2500 A																									

Pagina - *Page*	11.33		11.34		11.35		11.36		11.37		11.38		11.39		11.40		11.41		11.42	
TA DI MISURA *Measuring CTs*																				
Codice - *Code*	**TAT079**		**TAT050**		**TAT090**		**TAT081**		**TAT082**		**TAT084**		**TAT085**		**TAT101**		**TAT106**		**TAT125**	
cavo - *cable*	Ø 80 mm		Ø 50 mm		Ø 90 mm															
barra - *busbar*							81 x 31 mm		82 x 37 mm		62x34 84x34		85 x 54 mm		102 x 55 mm		106 x 76 mm		105x55 127x55	
larghezza - *width*	118 mm		117 mm		147 mm		105 mm		130 mm		94 mm		118 mm		129 mm		134 mm		125 mm	
PRESTAZIONI VA - *BURDENS VA*																				
A \ Cl.	**0,5**	**1**	**0,5**	**1**	**0,5**	**1**	**0,5**	**1**	**0,5**	**1**	**0,5**	**1**	**0,5**	**1**	**0,5**	**1**	**0,5**	**1**	**0,5**	**1**
60 A																				
80 A																				
100 A																				
120 A																				
150 A			5	10																
200 A		2	15	20							2	4								
250 A			15	25							3	6								
300 A	2	4	15	25							4	8								
400 A	4	6	15	25			3	6	6	15	5	10			3	5			2	7
500 A	6	8	15	25			3	6	10	20	6	15			5	8			4	10
600 A	6	10	15	25	15	20	5	8	15	30	8	20			8	12	2	5	6	12
800 A	8	12			15	20	8	12.5	20	40	10	20	5	10	10	18	4	8	12	16
1000 A	10	15			15	20	13	15	20	40	15	25	8	15	15	25	5	10	15	22
1200 A	12	18			15	20	16	20	25	50	20	40	10	20	20	30	5	10	15	30
1500 A	15	20			15	20	20	25	40	80	25	50	12	25	30	40	10	20	22	35
2000 A	18	25			15	20	25	30	50	100	30	60	18	35	30	40	10	20	27	40
2500 A	20	30			15	25	30	40	60	120	40	80	20	40	35	40	12	25	30	50
3000 A															35	40	15	30	35	50
4000 A															35	40	20	40	35	50
5000 A																				
6000 A																				
8000 A																				

11.23	11.24	11.25	11.26	11.27	11.28	11.29	11.30	11.31	11.32	Pagina - *Page*
										TA DI MISURA *Measuring CTs*
TAC032	**TAC033**	**TAC040**	**TAC050**	**TAC051**	**TAC053**	**TAT061**	**TAT063**	**TAT064**	**TAT060**	**Codice - *Code***
Ø 24 mm	Ø 24 mm	Ø 32 mm		Ø 30 mm	Ø 40 mm	Ø 51 mm		Ø 64 mm	Ø 60 mm	cavo - *cable*
32 x 10 mm	30 x 10 mm	40 x 10 mm	50 x 10 mm	51 x 18 mm	51x32 41x41	61 x 31 mm	63 x 30 mm	64x54 mm		barra - *busbar*
56 mm	70 mm	70 mm	70 mm	85 mm	85 mm	90 mm	105 mm	118 mm	105 mm	larghezza - *width*

PRESTAZIONI VA - *BURDENS VA*

0,5	1	3	0,5	1	0,5	1	3	0,5	1	3	0,5	1	0,5	1	0,5	1	3	0,5	1	0,5	1	0,5	1	Cl / A
																								5 A
																								10 A
																								15 A
																								20 A
																								25 A
																								30 A
		1																						40 A
		1.2																						50 A
		1.5	1	1.5																				60 A
	1	2.5	2	3																				80 A
1	2	3	3	4		1.5	4																	100 A
2	3	4	4	5		2	4																	120 A
2.5	3	5	5	7.5	1.5	3	5																	150 A
3	5	8	7.5	10	2	4	6		2	3	5	10	1	3							2			200 A
4	7	10	10	12	3	6	9	1.5	3	3.5	8	12	2	4		3	5					4	8	250 A
6	10	12	10	15	5	8	12	3	4	4.5	10	20	4	6		4	6			2	4	5	9	300 A
10	12	12	12	20	10	15	20	4	5	6	15	20	6	8	2	6	10	4	8	4	6	6	10	400 A
12	15	15	15	25	12	20	25	5	6	7	20	30	8	10	4	10	12	5	10	6	8	8	15	500 A
12	15	15	20	30	15	20	25	6	8	9	30	50	10	12	6	15	18	8	15	6	10	10	20	600 A
					18	25	30	8	10	11	40	60	12	16	8	15	20	10	20	8	12	15	30	800 A
					20	25	30	10	12	13	50	80	12	16	10	20	30	15	30	10	15	20	40	1000 A
								12	14	15	60	80	12	16	12	25	30	20	40	12	18	25	50	1200 A
											80	100	16	20	20	30	40	20	40	15	20	30	50	1500 A
													16	20	25	40	50	20	40	18	25			2000 A
																				20	30			2500 A

11.43	11.44	11.45	11.46	11.47	11.48	11.12	11.12	11.12	11.12	Pagina - *Page*
										TA DI MISURA *Measuring CTs*
TAT126	**TAT127**	**TAT128**	**TAT129**	**TAT165**	**TAT225**	**TAA033**	**TAA083**	**TAA123**	**TAA163**	**Codice - *Code***
										cavo - *cable*
105x38 127x38	127 x 55 mm	127 x 85 mm	127 x 105 mm	165 x 127 mm	225 x 127 mm	24 x 34 mm	51 x 80,5 mm	80,5 x 121,5 mm	81 x 161,5 mm	barra - *busbar*
98 mm	185 mm	185 mm	185 mm	325 mm	385 mm	92 mm	116 mm	150 mm	185 mm	larghezza - *width*

PRESTAZIONI VA - *BURDENS VA*

0,5	1	0,5	1	0,5	1	0,5	1	0,5	1	0,5	1	0,5	1	3	0,5	1	0,5	1	0,5	1	Cl / A
														1							60 A
														1							80 A
														1.5							100 A
														1.5							120 A
														1.5							150 A
													1	2							200 A
												1	2.5	4	1	5					250 A
												1	2.5	4	1	5					300 A
3	5											1	3.75	6	1	5					400 A
4	8											1	3.75	6	1.5	6					500 A
6	12											5	8		3	7.5	3	6			600 A
8	15	20	40												4	10	3	6			800 A
12	20	20	40	15	30	15	30	15	30	15	30				5	10	5	8	6	10	1000 A
15	30	25	50	17	35	17	35	17	35	17	35				5	10	5	10	6	10	1200 A
20	40	40	80	20	40	20	40	20	40	20	40				10	15	7.5	10	8	10	1500 A
30	60	50	100	25	50	25	50	25	50	25	50						10	15	10	15	2000 A
40	80	60	120	35	70	35	70	35	70	35	70								10	20	2500 A
50	80	80	160	40	80	40	80	40	80	40	80								20	25	3000 A
60	100	100	200	50	100	50	100	50	100	50	100								20	25	4000 A
		120	240	100	180	100	180	100	180	100	180								20	25	5000 A
						100	180	100	180	100	180										6000 A
								100	180	100	180										8000 A

T.A. DI MISURA APRIBILI
Split-core measuring CTs

NEW!



INPUT: 60A... 5000A

OUTPUT: 5A 1A

Sistema di apertura e chiusura a scatto!
Snap open and closing system!

DATI TECNICI - *Technical data*

custodia in materiale	*self estinguishing*	
termoplastico autoestinguente	*thermoplastic material*	UL94-V0
frequenza funzionamento	*operating frequency*	50÷60 Hz
tensione di riferimento per l'isolamento	*insulation reference voltage*	0,72 kV
tensione di prova	*test voltage*	3 kV x 1' 50 Hz
isolamento	*insulation*	classe E
grado di protezione	*protection degree*	IP 20
sovracorrente permanente	*continuous overcurrent*	100% Ipr
corrente termica di breve durata nominale (I th)	*rated short-time thermal current (I th)*	< 60 x Ipr (max. 90kA/1s)
corrente dinamica nominale (I dyn)	*rated dynamic current (I dyn)*	2,5 x I th
temperatura di funzionamento	*operating temperature*	-25 +50 °C
temperatura di magazzinaggio	*storage temperature*	-20 +80 °C
costruzione a norme	*manufactured according to*	IEC/EN 61869-1 IEC/EN 61869-2
terminali secondari a molla integrati	*integrated secondary cage clamps terminals*	6mm²

TIPO - *Type*

Tipo *Type*	Rapporto *Ratio*	Cl. 0,5 VA	Cl. 1 VA	Cl.3 VA	Codice - *Code* /5A	/1A
TAA033 24x34	60/5A			1	**TAA033060X05**	**TAA033060X01**
	80/5A			1	**TAA033080X05**	**TAA033080X01**
	100/5A			1.5	**TAA033100X05**	**TAA033100X01**
	120/5A			1.5	**TAA033120X05**	**TAA033120X01**
	150/5A			1.5	**TAA033150X05**	**TAA033150X01**
	200/5A		1	2	**TAA033200X05**	**TAA033200X01**
	250/5A	1	2.5	4	**TAA033250X05**	**TAA033250X01**
	300/5A	1	2.5	4	**TAA033300X05**	**TAA033300X01**
	400/5A	1	3.75	6	**TAA033400X05**	**TAA033400X01**
	500/5A	1	3.75	6	**TAA033500X05**	**TAA033500X01**
	600/5A	5	8		**TAA033600X05**	**TAA033600X01**
TAA083 51x80,5	250/5A	1	5		**TAA083250X05**	**TAA083250X01**
	300/5A	1	5		**TAA083300X05**	**TAA083300X01**
	400/5A	1	5		**TAA083400X05**	**TAA083400X01**
	500/5A	1.5	6		**TAA083500X05**	**TAA083500X01**
	600/5A	3	7.5		**TAA083600X05**	**TAA083600X01**
	800/5A	4	10		**TAA083800X05**	**TAA083800X01**
	1000/5A	5	10		**TAA0831K0X05**	**TAA0831K0X01**
	1200/5A	5	10		**TAA0831K2X05**	**TAA0831K2X01**
	1500/5A	10	15		**TAA0831K5X05**	**TAA0831K5X01**
TAA123 80,5x121,5	600/5A	3	6		**TAA123600X05**	**TAA123600X01**
	800/5A	3	6		**TAA123800X05**	**TAA123800X01**
	1000/5A	5	8		**TAA1231K0X05**	**TAA1231K0X01**
	1200/5A	5	10		**TAA1231K2X05**	**TAA1231K2X01**
	1500/5A	7.5	10		**TAA1231K5X05**	**TAA1231K5X01**
	2000/5A	10	15		**TAA1232K0X05**	**TAA1232K0X01**
TAA163 81x161.5	1000/5A	6	10		**TAA1631K0X05**	**TAA1631K0X01**
	1200/5A	6	10		**TAA1631K2X05**	**TAA1631K2X01**
	1500/5A	8	10		**TAA1631K5X05**	**TAA1631K5X01**
	2000/5A	10	15		**TAA1632K0X05**	**TAA1632K0X01**
	2500/5A	10	20		**TAA1632K5X05**	**TAA1632K5X01**
	3000/5A	20	25		**TAA1633K0X05**	**TAA1633K0X01**
	4000/5A	20	25		**TAA1634K0X05**	**TAA1634K0X01**
	5000/5A	20	25		**TAA1635K0X05**	**TAA1635K0X01**

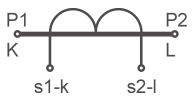

Siglatura morsetti primario e secondario
Primary and secondary connections marking

OPZIONI - *OPTIONS*
Coprimorsetti (Coppia) cod. **9SBMCTAA**
Terminals cover (Pair) cod. ***9SBMCTAA***



DIMENSIONI - *Dimensions*

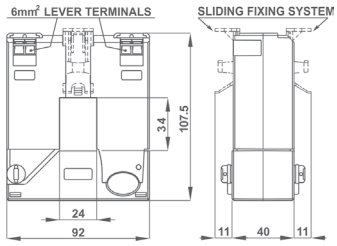

TAA033 - kg 0,75

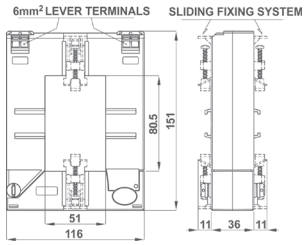

TAA083 - kg 1,1

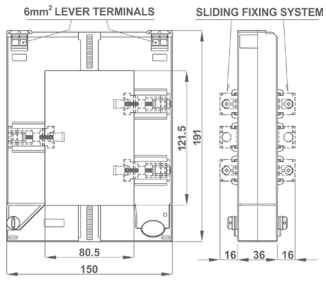

TAA123 - kg 1,4

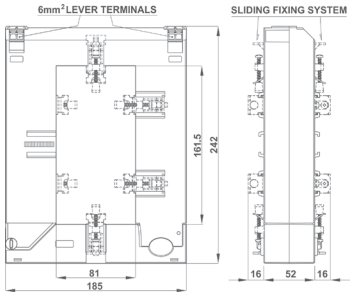

TAA163 - kg 3,15

T.A. DI MISURA A PRIMARIO AVVOLTO
Primary wound measuring CTs

TAC003

EAC UKRMETR TEST STANDARD

Kz - Kazakhstan

INPUT: 5A... 100A

OUTPUT: 5A 1A

DATI TECNICI - *Technical data*

custodia in materiale termoplastico autoestinguente	*self estinguishing thermoplastic material*	UL94-V0
frequenza funzionamento	*operating frequency*	50÷60 Hz
tensione di riferimento per l'isolamento	*insulation reference voltage*	0,72 kV
tensione di prova isolamento	*test voltage insulation*	3 kV x 1' 50 Hz classe E
grado di protezione	*protection degree*	IP 20
sovracorrente permanente	*continuous overcurrent*	100% Ipr
corrente termica di breve durata nominale (I th)	*rated short-time thermal current (I th)*	< 40 x Ipr (max. 90kA/1s)
corrente dinamica nominale (I dyn)	*rated dynamic current (I dyn)*	2,5 x I th
fattore di sicurezza	*safety factor*	N ≤ 5
max. potenza dissipata (portata max.)	*max. power dissipation (max range value)*	≤2W
temperatura di funzionamento	*operating temperature*	-25 +50 °C
temperatura di magazzinaggio	*storage temperature*	-40 +80 °C
costruzione a norme	*manufactured according to*	IEC/EN 61869-1 IEC/EN 61869-2
terminali secondari integrati	*integrated secondary terminals*	6mm²

TIPO - *Type*

Rapporto *Ratio*	Cl. 0,5 VA	Cl. 1 VA	Codice - *Code*
5/5A	3	6	**TAC003005X05**
10/5A	3	6	**TAC003010X05**
15/5A	3	6	**TAC003015X05**
20/5A	3	6	**TAC003020X05**
25/5A	3	6	**TAC003025X05**
30/5A	3	6	**TAC003030X05**
40/5A	3	6	**TAC003040X05**
50/5A	3	6	**TAC003050X05**
60/5A	3	6	**TAC003060X05**
80/5A	3	6	**TAC003080X05**
100/5A	3	6	**TAC003100X05**

Sono disponibili i trasformatori con secondario 1A e pari prestazioni, i codici di ordinazione sono come in tabella ma con ultima cifra 1

CTs at1A secondary current are also available. The burdens are the same as 5A CTs. The ordering codes are the same as those in the above table but the last figure shall be 1 instead of 5.

Esempio / Example
TA.....05 (secondario/*secondary 5A*) TA.....01 (secondario/*secondary 1A*)

DIMENSIONI - *Dimensions*

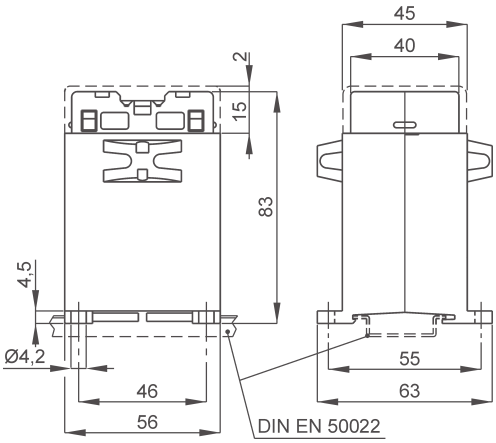

1-25 A kg 0,30 ...0,35

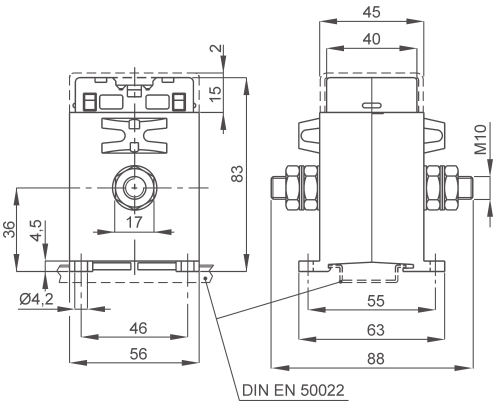

30-100 A kg 0,30 ...0,35

NOTE - *Note*

OPZIONI - *OPTIONS*

Coprimorsetti sigillabile cod. **9SBMCTA**
Sealable terminals cover cod. ***9SBMCTA***

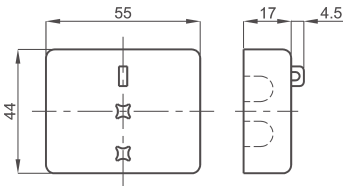

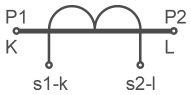

Siglatura morsetti primario e secondario
Primary and secondary connections marking

T.A. DI MISURA A PRIMARIO AVVOLTO
Primary wound measuring CTs

TAC005

EAC UKRMETR TEST STANDARD

Kz - Kazakhstan

INPUT: 5A... 100A

OUTPUT: 5A 1A

DATI TECNICI - *Technical data*

custodia in materiale termoplastico autoestinguente	*self estinguishing thermoplastic material*	UL94-V0
frequenza funzionamento	*operating frequency*	50÷60 Hz
tensione di riferimento per l'isolamento	*insulation reference voltage*	0,72 kV
tensione di prova isolamento	*test voltage insulation*	3 kV x 1' 50 Hz classe E
grado di protezione	*protection degree*	IP 20
sovracorrente permanente	*continuous overcurrent*	100% Ipr
corrente termica di breve durata nominale (I th)	*rated short-time thermal current (I th)*	< 40 x Ipr (max. 90kA/1s)
corrente dinamica nominale (I dyn)	*rated dynamic current (I dyn)*	2,5 x I th
fattore di sicurezza	*safety factor*	N ≤ 5
max. potenza dissipata (portata max.)	*max. power dissipation (max range value)*	≤2W
temperatura di funzionamento	*operating temperature*	-25 +50 °C
temperatura di magazzinaggio	*storage temperature*	-40 +80 °C
costruzione a norme	*manufactured according to*	IEC/EN 61869-1 IEC/EN 61869-2
terminali secondari integrati	*integrated secondary terminals*	6mm²

TIPO - *Type*

Rapporto *Ratio*	Cl. 0,5 VA	Cl. 1 VA	Codice - *Code*
5/5A	5	7	**TAC005005X05**
10/5A	5	7	**TAC005010X05**
15/5A	5	7	**TAC005015X05**
20/5A	5	7	**TAC005020X05**
25/5A	5	7	**TAC005025X05**
30/5A	5	7	**TAC005030X05**
40/5A	5	7	**TAC005040X05**
50/5A	5	7	**TAC005050X05**
60/5A	5	7	**TAC005060X05**
80/5A	5	7	**TAC005080X05**
100/5A	5	7	**TAC005100X05**

Sono disponibili i trasformatori con secondario 1A e pari prestazioni, i codici di ordinazione sono come in tabella ma con ultima cifra 1

CTs at1A secondary current are also available. The burdens are the same as 5A CTs. The ordering codes are the same as those in the above table but the last figure shall be 1 instead of 5.

Esempio / Example
TA.....05 (secondario/*secondary 5A*) TA.....01 (secondario/*secondary 1A*)

DIMENSIONI - *Dimensions*

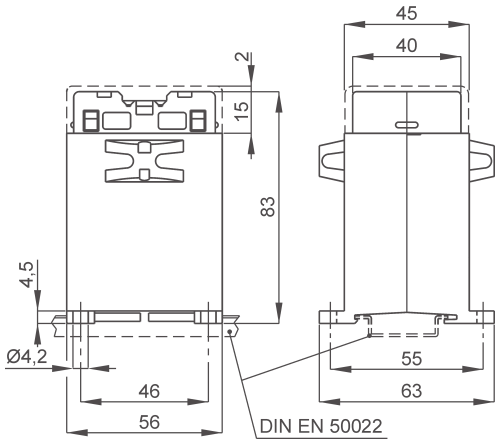

1-25 A kg 0,30 ...0,35

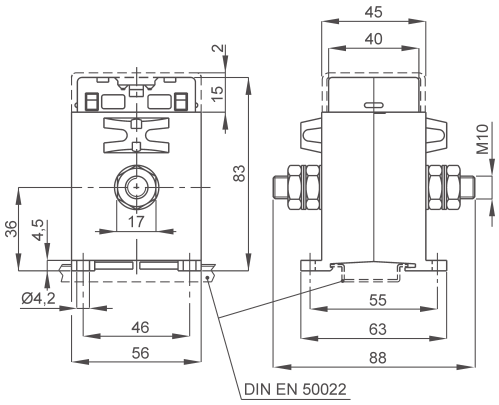

30-100 A kg 0,30 ...0,35

NOTE - *Note*

OPZIONI - *OPTIONS*

Coprimorsetti sigillabile cod. **9SBMCTA**
Sealable terminals cover cod. ***9SBMCTA***

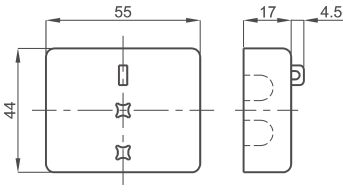

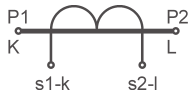

Siglatura morsetti primario e secondario
Primary and secondary connections marking

T.A. DI MISURA A PRIMARIO AVVOLTO
Primary wound measuring CTs

TAC008

EAC UKRMETR TEST STANDARD

Kz - Kazakhstan

INPUT: 5A... 80A

OUTPUT: 5A 1A

DATI TECNICI - *Technical data*

custodia in materiale termoplastico autoestinguente	*self estinguishing thermoplastic material*	UL94-V0
frequenza funzionamento	*operating frequency*	50÷60 Hz
tensione di riferimento per l'isolamento	*insulation reference voltage*	0,72 kV
tensione di prova isolamento	*test voltage insulation*	3 kV x 1' 50 Hz classe E
grado di protezione	*protection degree*	IP 20
sovracorrente permanente	*continuous overcurrent*	100% Ipr
corrente termica di breve durata nominale (I th)	*rated short-time thermal current (I th)*	< 40 x Ipr (max. 90kA/1s)
corrente dinamica nominale (I dyn)	*rated dynamic current (I dyn)*	2,5 x I th
fattore di sicurezza	*safety factor*	N ≤ 5
max. potenza dissipata (portata max.)	*max. power dissipation (max range value)*	≤2W
temperatura di funzionamento	*operating temperature*	-25 +50 °C
temperatura di magazzinaggio	*storage temperature*	-40 +80 °C
costruzione a norme	*manufactured according to*	IEC/EN 61869-1 IEC/EN 61869-2
terminali secondari integrati	*integrated secondary terminals*	6mm²

TIPO - *Type*

Rapporto *Ratio*	Cl. 0,5 VA	Cl. 1 VA	Codice - *Code*
5/5A	8	13	**TAC008005X05**
10/5A	8	13	**TAC008010X05**
15/5A	8	13	**TAC008015X05**
20/5A	8	13	**TAC008020X05**
25/5A	8	13	**TAC008025X05**
30/5A	8	13	**TAC008030X05**
40/5A	8	13	**TAC008040X05**
50/5A	8	13	**TAC008050X05**
60/5A	8	13	**TAC008060X05**
80/5A	8	13	**TAC008080X05**

Sono disponibili i trasformatori con secondario 1A e pari prestazioni, i codici di ordinazione sono come in tabella ma con ultima cifra 1

CTs at1A secondary current are also available. The burdens are the same as 5A CTs. The ordering codes are the same as those in the above table but the last figure shall be 1 instead of 5.

Esempio / Example
TA.....05 (secondario/*secondary 5A*) TA.....01 (secondario/*secondary 1A*)

DIMENSIONI - *Dimensions*

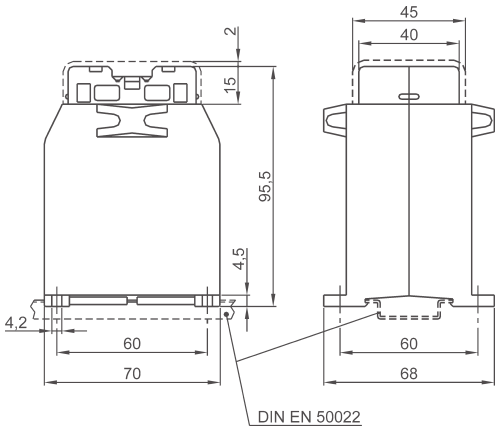

1-30 A kg 0,35 ...0,40

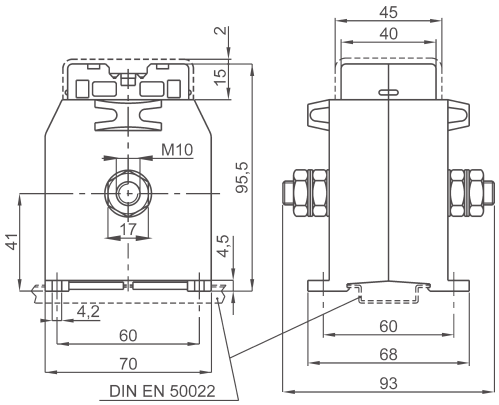

40-80 A kg 0,35 ...0,40

NOTE - *Note*

OPZIONI - *OPTIONS*

Coprimorsetti sigillabile cod. **9SBMCTA**
Sealable terminals cover cod. ***9SBMCTA***

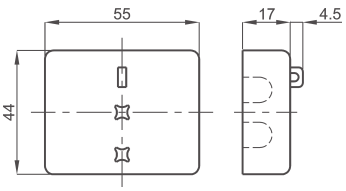

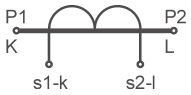

Siglatura morsetti primario e secondario
Primary and secondary connections marking

T.A. DI MISURA A PRIMARIO AVVOLTO
Primary wound measuring CTs

TAC010

EAC UKRMETR TEST STANDARD

Kz - Kazakhstan

INPUT: 5A... 600A

OUTPUT: 5A 1A

DATI TECNICI - *Technical data*

custodia in materiale termoplastico autoestinguente	*self estinguishing thermoplastic material*	UL94-V0
frequenza funzionamento	*operating frequency*	50÷60 Hz
tensione di riferimento per l'isolamento	*insulation reference voltage*	0,72 kV
tensione di prova	*test voltage*	3 kV x 1' 50 Hz
isolamento	*insulation*	classe E
grado di protezione	*protection degree*	IP 00
grado di protezione con coprimorsetti	*protection degree with terminal covers*	IP 20
sovracorrente permanente	*continuous overcurrent*	100% Ipr
corrente termica di breve durata nominale (I th)	*rated short-time thermal current (I th)*	< 40 x Ipr (max. 90kA/1s)
corrente dinamica nominale (I dyn)	*rated dynamic current (I dyn)*	2,5 x I th
fattore di sicurezza	*safety factor*	N ≤ 5
max. potenza dissipata (portata max.)	*max. power dissipation (max range value)*	≤2,5W
temperatura di funzionamento	*operating temperature*	-25 +50 °C
temperatura di magazzinaggio	*storage temperature*	-40 +80 °C
costruzione a norme	*manufactured according to*	IEC/EN 61869-1 IEC/EN 61869-2

TIPO - *Type*

Rapporto *Ratio*	Cl. 0,5 VA	Cl. 1 VA	Codice - *Code*
5/5A	10	20	**TAC010005X05**
10/5A	10	20	**TAC010010X05**
15/5A	10	20	**TAC010015X05**
20/5A	10	20	**TAC010020X05**
25/5A	10	20	**TAC010025X05**
30/5A	10	20	**TAC010030X05**
40/5A	10	20	**TAC010040X05**
50/5A	10	20	**TAC010050X05**
60/5A	10	20	**TAC010060X05**
80/5A	10	20	**TAC010080X05**
100/5A	10	20	**TAC010100X05**
120/5A	10	20	**TAC010120X05**
150/5A	10	20	**TAC010150X05**
200/5A	10	20	**TAC010200X05**
250/5A	10	20	**TAC010250X05**
300/5A	10	20	**TAC010300X05**
400/5A	10	20	**TAC010400X05**
500/5A	10	20	**TAC010500X05**
600/5A	10	20	**TAC010600X05**

Sono disponibili i trasformatori con secondario 1A e pari prestazioni, i codici di ordinazione sono come in tabella ma con ultima cifra 1

CTs at1A secondary current are also available. The burdens are the same as 5A CTs. The ordering codes are the same as those in the above table but the last figure shall be 1 instead of 5.

Esempio / Example
TA.....05 (secondario/*secondary 5A*) TA.....01 (secondario/*secondary 1A*)

DIMENSIONI - *Dimensions*

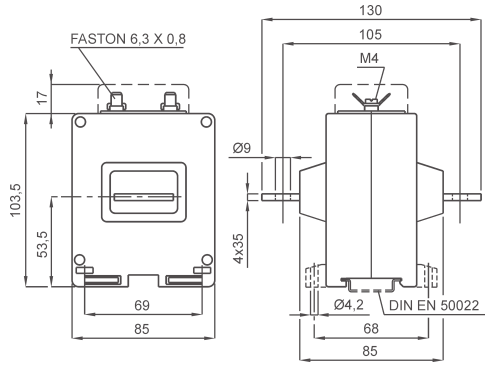

kg 0,70 ...0,90

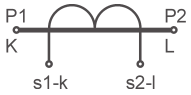

Siglatura morsetti primario e secondario
Primary and secondary connections marking

NOTE - *Note*

ACCESSORI IN DOTAZIONE
- serrafilo con faston 6,3x0,8mm per secondario e corto circuito

SUPPLIED ACCESSORIES
- clamping terminals with faston 6,3x0,8mm for secondary and short-circuit

OPZIONI - *OPTIONS*

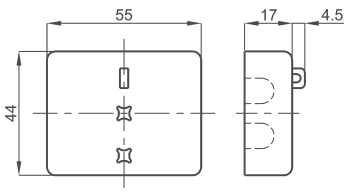

Coprimorsetti sigillabile cod. **9SBMCTA**
Sealable terminals cover cod. ***9SBMCTA***

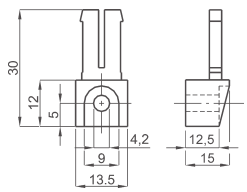

Piedini di fissaggio cod. **9SAMPDL**
Fixing feet cod. ***9SAMPDL***

T.A. DI MISURA A PRIMARIO AVVOLTO
Primary wound measuring CTs

TAC020

EAC UKRMETR TEST STANDARD

Kz - Kazakhstan

INPUT: 5A... 600A

OUTPUT: 5A 1A

DATI TECNICI - *Technical data*

custodia in materiale termoplastico autoestinguente	*self estinguishing thermoplastic material*	UL94-V0
frequenza funzionamento	*operating frequency*	50÷60 Hz
tensione di riferimento per l'isolamento	*insulation reference voltage*	0,72 kV
tensione di prova	*test voltage*	3 kV x 1' 50 Hz
isolamento	*insulation*	classe E
grado di protezione	*protection degree*	IP 00
grado di protezione con coprimorsetti	*protection degree with terminal covers*	IP 20
sovracorrente permanente	*continuous overcurrent*	100% Ipr
corrente termica di breve durata nominale (I th)	*rated short-time thermal current (I th)*	< 40 x Ipr (max. 90kA/1s)
corrente dinamica nominale (I dyn)	*rated dynamic current (I dyn)*	2,5 x I th
fattore di sicurezza	*safety factor*	N ≤ 5
max. potenza dissipata (portata max.)	*max. power dissipation (max range value)*	≤3,5W
temperatura di funzionamento	*operating temperature*	-25 +50 °C
temperatura di magazzinaggio	*storage temperature*	-40 +80 °C
costruzione a norme	*manufactured according to*	IEC/EN 61869-1 IEC/EN 61869-2

TIPO - *Type*

Rapporto *Ratio*	Cl. 0,5 VA	Cl. 1 VA	Codice - *Code*
5/5A	20	35	**TAC020005X05**
10/5A	20	35	**TAC020010X05**
15/5A	20	35	**TAC020015X05**
20/5A	20	35	**TAC020020X05**
25/5A	20	35	**TAC020025X05**
30/5A	20	35	**TAC020030X05**
40/5A	20	35	**TAC020040X05**
50/5A	20	35	**TAC020050X05**
60/5A	20	35	**TAC020060X05**
80/5A	20	35	**TAC020080X05**
100/5A	20	35	**TAC020100X05**
120/5A	20	35	**TAC020120X05**
150/5A	20	35	**TAC020150X05**
200/5A	20	35	**TAC020200X05**
250/5A	20	35	**TAC020250X05**
300/5A	20	35	**TAC020300X05**
400/5A	20	35	**TAC020400X05**
500/5A	20	35	**TAC020500X05**
600/5A	20	35	**TAC020600X05**

Sono disponibili i trasformatori con secondario 1A e pari prestazioni, i codici di ordinazione sono come in tabella ma con ultima cifra 1

CTs at1A secondary current are also available. The burdens are the same as 5A CTs. The ordering codes are the same as those in the above table but the last figure shall be 1 instead of 5.

Esempio / Example
TA.....05 (secondario/*secondary 5A*) TA.....01 (secondario/*secondary 1A*)

DIMENSIONI - *Dimensions*

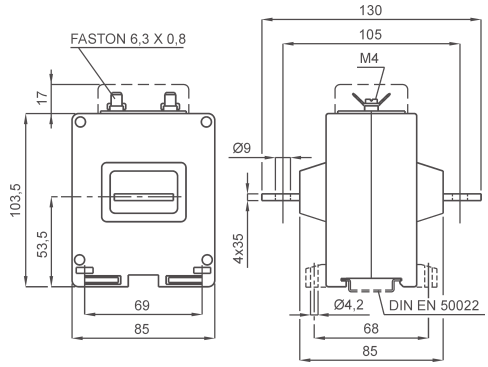

kg 0,70 ...0,90

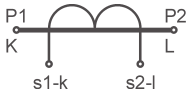

Siglatura morsetti primario e secondario
Primary and secondary connections marking

NOTE - *Note*

ACCESSORI IN DOTAZIONE
- serrafilo con faston 6,3x0,8mm per secondario e corto circuito

SUPPLIED ACCESSORIES
- clamping terminals with faston 6,3x0,8mm for secondary and short-circuit

OPZIONI - *OPTIONS*

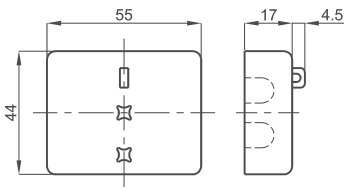

Coprimorsetti sigillabile cod. **9SBMCTA**
Sealable terminals cover cod. ***9SBMCTA***

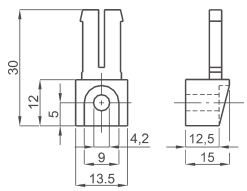

Piedini di fissaggio cod. **9SAMPDL**
Fixing feet cod. ***9SAMPDL***

T.A. DI MISURA A CAVO PASSANTE Ø17

Ø17 Cable passing measuring CTs

TAC017

EAC UKRMETR TEST STANDARD

Kz - Kazakhstan

INPUT: 30A... 200A

OUTPUT: 5A 1A

DATI TECNICI - *Technical data*

custodia in materiale termoplastico autoestinguente	*self estinguishing thermoplastic material*	UL94-V0
frequenza funzionamento	*operating frequency*	50÷60 Hz
tensione di riferimento per l'isolamento	*insulation reference voltage*	0,72 kV
tensione di prova isolamento	*test voltage insulation*	3 kV x 1' 50 Hz classe E
grado di protezione	*protection degree*	IP 20
sovracorrente permanente	*continuous overcurrent*	100% Ipr
corrente termica di breve durata nominale (I th)	*rated short-time thermal current (I th)*	< 40 x Ipr (max. 90kA/1s)
corrente dinamica nominale (I dyn)	*rated dynamic current (I dyn)*	2,5 x I th
fattore di sicurezza	*safety factor*	N ≤ 5
max. potenza dissipata (portata max.)	*max. power dissipation (max range value)*	≤2W
temperatura di funzionamento	*operating temperature*	-25 +50 °C
temperatura di magazzinaggio	*storage temperature*	-40 +80 °C
costruzione a norme	*manufactured according to*	IEC/EN 61869-1 IEC/EN 61869-2
terminali secondari integrati	*integrated secondary terminals*	6mm²

TIPO - *Type*

Rapporto *Ratio*	Cl. 0,5	Cl. 1	Cl.3	Codice - *Code*
	VA	VA	VA	
30/5A			1.5	**TAC017030X05**
40/5A			3	**TAC017040X05**
50/5A		1	4	**TAC017050X05**
60/5A		1.25	5	**TAC017060X05**
80/5A	1	2.5	6	**TAC017080X05**
100/5A	2	4	8	**TAC017100X05**
120/5A	2.5	4	10	**TAC017120X05**
150/5A	4	8	15	**TAC017150X05**
200/5A	7	15	20	**TAC017200X05**

Sono disponibili i trasformatori con secondario 1A e pari prestazioni, i codici di ordinazione sono come in tabella ma con ultima cifra 1

CTs at1A secondary current are also available. The burdens are the same as 5A CTs. The ordering codes are the same as those in the above table but the last figure shall be 1 instead of 5.

Esempio / Example

TA.....05 (secondario/*secondary 5A*) **TA.....01 (secondario/*secondary 1A*)**

DIMENSIONI - *Dimensions*

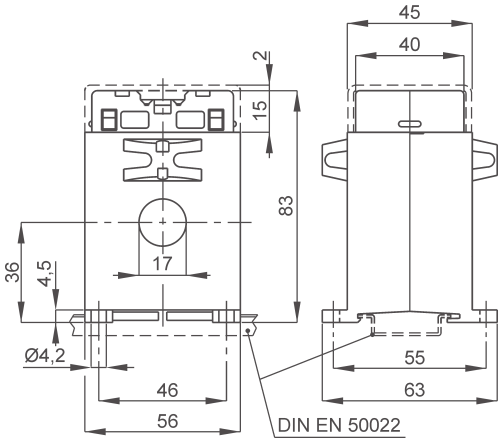

kg 0,25 ...0,30

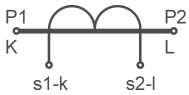

Siglatura morsetti primario e secondario
Primary and secondary connections marking

NOTE - *Note*

OPZIONI - *OPTIONS*

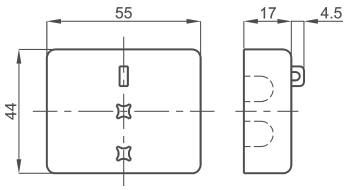

Coprimorsetti sigillabile cod. **9SBMCTA**
Sealable terminals cover cod. ***9SBMCTA***

T.A. DI MISURA A CAVO PASSANTE Ø17

Ø17 Cable passing measuring CTs

TAC071

EAC UKRMETR TEST STANDARD

Kz - Kazakhstan

INPUT: 30A... 150A

OUTPUT: 5A 1A

DATI TECNICI - *Technical data*

custodia in materiale termoplastico autoestinguente	*self estinguishing thermoplastic material*	UL94-V0
frequenza funzionamento	*operating frequency*	50÷60 Hz
tensione di riferimento per l'isolamento	*insulation reference voltage*	0,72 kV
tensione di prova isolamento	*test voltage insulation*	3 kV x 1' 50 Hz classe E
grado di protezione	*protection degree*	IP 20
sovracorrente permanente	*continuous overcurrent*	100% Ipr
corrente termica di breve durata nominale (I th)	*rated short-time thermal current (I th)*	< 60 x Ipr (max. 90kA/1s)
corrente dinamica nominale (I dyn)	*rated dynamic current (I dyn)*	2,5 x I th
fattore di sicurezza	*safety factor*	N ≤ 5
max. potenza dissipata (portata max.)	*max. power dissipation (max range value)*	≤2W
temperatura di funzionamento	*operating temperature*	-25 +50 °C
temperatura di magazzinaggio	*storage temperature*	-40 +80 °C
costruzione a norme	*manufactured according to*	IEC/EN 61869-1 IEC/EN 61869-2
terminali secondari integrati	*integrated secondary terminals*	6mm²

TIPO - *Type*

Rapporto *Ratio*	Cl. 0,5	Cl. 1	Cl.3	Codice - *Code*
	VA	VA	VA	
30/5A			2	**TAC071030X05**
40/5A		1	3	**TAC071040X05**
50/5A		2	4	**TAC071050X05**
60/5A	1	3	5	**TAC071060X05**
80/5A	2	5	7.5	**TAC071080X05**
100/5A	4	8	12.5	**TAC071100X05**
120/5A	6	12	15	**TAC071120X05**
150/5A	10	15	20	**TAC071150X05**

Sono disponibili i trasformatori con secondario 1A e pari prestazioni, i codici di ordinazione sono come in tabella ma con ultima cifra 1

CTs at1A secondary current are also available. The burdens are the same as 5A CTs. The ordering codes are the same as those in the above table but the last figure shall be 1 instead of 5.

Esempio / Example

TA.....05 (secondario/*secondary 5A*) TA.....01 (secondario/*secondary 1A*)

DIMENSIONI - *Dimensions*

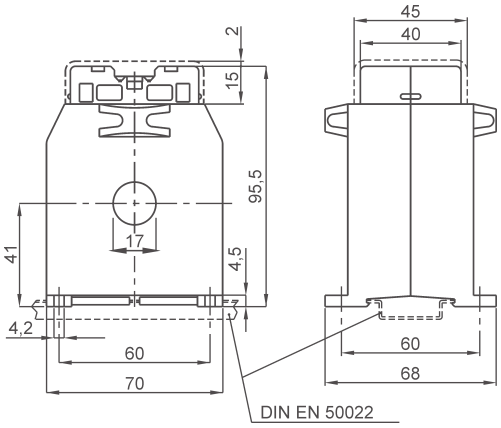

kg 0,55 ...0,75

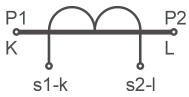

Siglatura morsetti primario e secondario

Primary and secondary connections marking

NOTE - *Note*

OPZIONI - *OPTIONS*

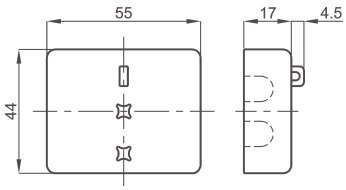

Coprimorsetti sigillabile cod. **9SBMCTA**

Sealable terminals cover cod. ***9SBMCTA***

T.A. DI MISURA A BARRA PASSANTE 20x10

20x10 Busbar passing measuring CTs

TAC021



EAC UKRMETR TEST STANDARD

Kz - Kazakhstan

INPUT: 30A... 250A

OUTPUT: 5A 1A

DATI TECNICI - *Technical data*

custodia in materiale termoplastico autoestinguente	*self estinguishing thermoplastic material*	UL94-V0
frequenza funzionamento	*operating frequency*	50÷60 Hz
tensione di riferimento per l'isolamento	*insulation reference voltage*	0,72 kV
tensione di prova isolamento	*test voltage insulation*	3 kV x 1' 50 Hz classe E
grado di protezione	*protection degree*	IP 20
sovracorrente permanente	*continuous overcurrent*	100% Ipr
corrente termica di breve durata nominale (I th)	*rated short-time thermal current (I th)*	< 60 x Ipr (max. 90kA/1s)
corrente dinamica nominale (I dyn)	*rated dynamic current (I dyn)*	2,5 x I th
fattore di sicurezza	*safety factor*	N ≤ 5
max. potenza dissipata (portata max.)	*max. power dissipation (max range value)*	≤2,5W
temperatura di funzionamento	*operating temperature*	-25 +50 °C
temperatura di magazzinaggio	*storage temperature*	-40 +80 °C
costruzione a norme	*manufactured according to*	IEC/EN 61869-1 IEC/EN 61869-2
terminali secondari integrati	*integrated secondary terminals*	6mm²

TIPO - *Type*

Rapporto *Ratio*	Cl. 0,5	Cl. 1	Cl.3	Codice - *Code*
	VA	VA	VA	
30/5A			1.5	**TAC021030X05**
40/5A			3	**TAC021040X05**
50/5A		2	5	**TAC021050X05**
60/5A		3	6	**TAC021060X05**
80/5A		4	8	**TAC021080X05**
100/5A	3	6	12	**TAC021100X05**
120/5A	4	8	15	**TAC021120X05**
150/5A	6	12	20	**TAC021150X05**
200/5A	10	15	25	**TAC021200X05**
250/5A	15	25	30	**TAC021250X05**

Sono disponibili i trasformatori con secondario 1A e pari prestazioni, i codici di ordinazione sono come in tabella ma con ultima cifra 1

CTs at1A secondary current are also available. The burdens are the same as 5A CTs. The ordering codes are the same as those in the above table but the last figure shall be 1 instead of 5.

Esempio / Example

TA.....05 (secondario/*secondary 5A*) TA.....01 (secondario/*secondary 1A*)

DIMENSIONI - *Dimensions*

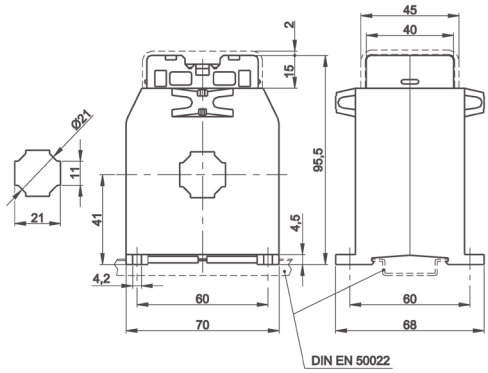

kg 0,50 ...0,70

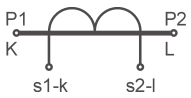

Siglatura morsetti primario e secondario

Primary and secondary connections marking

NOTE - *Note*

ACCESSORI IN DOTAZIONE
- viti per fissaggio TA alla barra
- cappuccio di protezione per vite fissaggio

SUPPLIED ACCESSORY
- *CT fixing set for busbar mounting*
- *protective caps for CT fixing*

OPZIONI - *OPTIONS*

Coprimorsetti sigillabile cod. **9SBMCTA**

Sealable terminals cover cod. ***9SBMCTA***

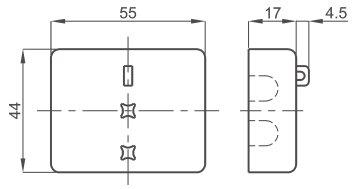

T.A. DI MISURA A CAVO PASSANTE Ø22

Ø22 Cable passing measuring CTs

EAC UKRMETR TEST STANDARD

Kz - Kazakhstan

INPUT: 40A... 600A

OUTPUT: 5A 1A

DATI TECNICI - *Technical data*

custodia in materiale termoplastico autoestinguente	*self estinguishing thermoplastic material*	UL94-V0
frequenza funzionamento	*operating frequency*	50÷60 Hz
tensione di riferimento per l'isolamento	*insulation reference voltage*	0,72 kV
tensione di prova	*test voltage*	3 kV x 1' 50 Hz
isolamento	*insulation*	classe E
grado di protezione	*protection degree*	IP 20
sovracorrente permanente	*continuous overcurrent*	100% Ipr
corrente termica di breve durata nominale (I th)	*rated short-time thermal current (I th)*	< 40 x Ipr (max. 90kA/1s)
corrente dinamica nominale (I dyn)	*rated dynamic current (I dyn)*	2,5 x I th
fattore di sicurezza	*safety factor*	N ≤ 5
max. potenza dissipata (portata max.)	*max. power dissipation (max range value)*	≤2,5W
temperatura di funzionamento	*operating temperature*	-25 +50 °C
temperatura di magazzinaggio	*storage temperature*	-40 +80 °C
costruzione a norme	*manufactured according to*	IEC/EN 61869-1 IEC/EN 61869-2
terminali secondari integrati (a richiesta)	*integrated secondary terminals (optional)*	6mm²

TIPO - *Type*

Rapporto *Ratio*	Cl. 0,5	Cl. 1	Cl.3	Codice - *Code*
	VA	VA	VA	
40/5A			1.2	**TAT022040X05**
50/5A			1.2	**TAT022050X05**
60/5A			1.5	**TAT022060X05**
80/5A		1	2.5	**TAT022080X05**
100/5A		1.5	3	**TAT022100X05**
120/5A		2	4	**TAT022120X05**
150/5A	1	3	5	**TAT022150X05**
200/5A	1	1.5	2	**TAT022200X05**
250/5A	1	1.5	3	**TAT022250X05**
300/5A	1	2	4	**TAT022300X05**
400/5A	1.5	3	5	**TAT022400X05**
500/5A	2	4	6	**TAT022500X05**
600/5A	2.5	5	7	**TAT022600X05**

Sono disponibili i trasformatori con secondario 1A e pari prestazioni, i codici di ordinazione sono come in tabella ma con ultima cifra 1

CTs at1A secondary current are also available. The burdens are the same as 5A CTs. The ordering codes are the same as those in the above table but the last figure shall be 1 instead of 5.

Esempio / Example

TA.....05 (secondario/*secondary 5A*) TA.....01 (secondario/*secondary 1A*)

DIMENSIONI - *Dimensions*

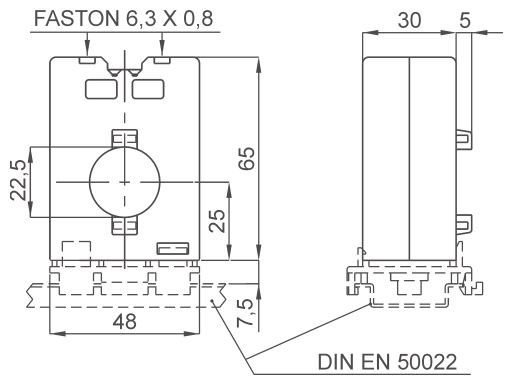

kg 0,25 ...0,30

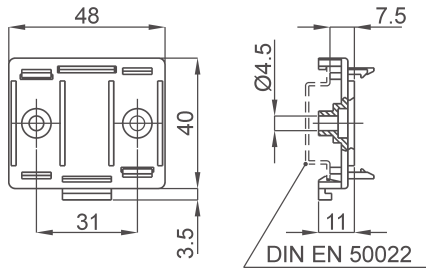

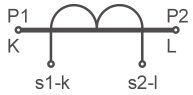

Siglatura morsetti primario e secondario
Primary and secondary connections marking

NOTE - *Note*

ACCESSORI IN DOTAZIONE
- accessorio per fissaggio su guida DIN o a parete

SUPPLIED ACCESSORIES
- Rail DIN or wall fixing accessory

T.A. DI MISURA A CAVO PASSANTE Ø22

Ø22 Cable passing measuring CTs

TAC022

EAC UKRMETR TEST STANDARD

Kz - Kazakhstan

INPUT: 40A... 300A

OUTPUT: 5A 1A

DATI TECNICI - *Technical data*

custodia in materiale termoplastico autoestinguente	*self estinguishing thermoplastic material*	UL94-V0
frequenza funzionamento	*operating frequency*	50÷60 Hz
tensione di riferimento per l'isolamento	*insulation reference voltage*	0,72 kV
tensione di prova isolamento	*test voltage insulation*	3 kV x 1' 50 Hz classe E
grado di protezione	*protection degree*	IP 20
sovracorrente permanente	*continuous overcurrent*	100% Ipr
corrente termica di breve durata nominale (I th)	*rated short-time thermal current (I th)*	< 40 x Ipr (max. 90kA/1s)
rated dynamic current (I dyn)	2,5 x I th	
fattore di sicurezza	*safety factor*	N ≤ 5
max. potenza dissipata (portata max.)	*max. power dissipation (max range value)*	≤2W
temperatura di funzionamento	*operating temperature*	-25 +50 °C
temperatura di magazzinaggio	*storage temperature*	-40 +80 °C
costruzione a norme	*manufactured according to*	IEC/EN 61869-1 IEC/EN 61869-2
terminali secondari integrati	*integrated secondary terminals*	6mm²

TIPO - *Type*

Rapporto *Ratio*	Cl. 0,5	Cl. 1	Cl.3	Codice - *Code*
	VA	VA	VA	
40/5A			1.5	**TAC022040X05**
50/5A			2	**TAC022050X05**
60/5A		1	2.5	**TAC022060X05**
80/5A		2	4	**TAC022080X05**
100/5A	1	3	5	**TAC022100X05**
120/5A	2	4	6	**TAC022120X05**
150/5A	3	5	8	**TAC022150X05**
200/5A	5	10	12	**TAC022200X05**
250/5A	8	10	15	**TAC022250X05**
300/5A	9	10	15	**TAC022300X05**

Sono disponibili i trasformatori con secondario 1A e pari prestazioni, i codici di ordinazione sono come in tabella ma con ultima cifra 1

CTs at1A secondary current are also available. The burdens are the same as 5A CTs. The ordering codes are the same as those in the above table but the last figure shall be 1 instead of 5.

Esempio / Example

TA.....05 (secondario/*secondary 5A*) TA.....01 (secondario/*secondary 1A*)

DIMENSIONI - *Dimensions*

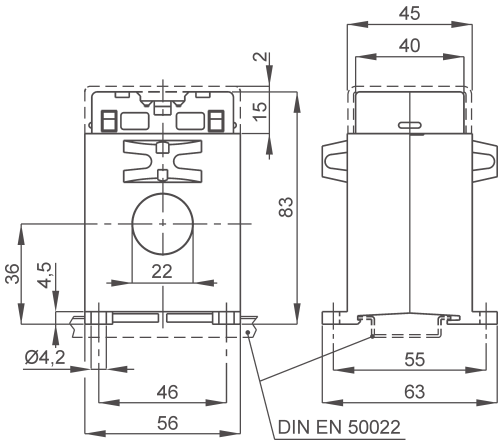

kg 0,25 ...0,30

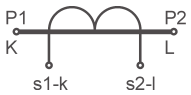

Siglatura morsetti primario e secondario
Primary and secondary connections marking

NOTE - *Note*

ACCESSORI IN DOTAZIONE
- viti per fissaggio TA alla barra
- cappuccio di protezione per vite fissaggio

SUPPLIED ACCESSORY
- CT fixing set for busbar mounting
- protective caps for CT fixing

OPZIONI - *OPTIONS*

Coprimorsetti sigillabile cod. **9SBMCTA**
Sealable terminals cover cod. ***9SBMCTA***

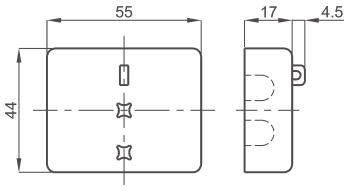

T.A. DI MISURA A BARRA PASSANTE 32x10

32x10 Busbar passing measuring CTs

TAC032

EAC UKRMETR TEST STANDARD

Kz - Kazakhstan

INPUT: 40A... 600A

OUTPUT: 5A 1A

DATI TECNICI - *Technical data*

custodia in materiale termoplastico autoestinguente	*self estinguishing thermoplastic material*	UL94-V0
frequenza funzionamento	*operating frequency*	50÷60 Hz
tensione di riferimento per l'isolamento	*insulation reference voltage*	0,72 kV
tensione di prova isolamento	*test voltage insulation*	3 kV x 1' 50 Hz classe E
grado di protezione	*protection degree*	IP 20
sovracorrente permanente	*continuous overcurrent*	100% Ipr
corrente termica di breve durata nominale (I th)	*rated short-time thermal current (I th)*	< 40 x Ipr (max. 90kA/1s)
rated dynamic current (I dyn)	2,5 x I th	
fattore di sicurezza	*safety factor*	N ≤ 5
max. potenza dissipata (portata max.)	*max. power dissipation (max range value)*	≤3,5W
temperatura di funzionamento	*operating temperature*	-25 +50 °C
temperatura di magazzinaggio	*storage temperature*	-40 +80 °C
costruzione a norme	*manufactured according to*	IEC/EN 61869-1 IEC/EN 61869-2
terminali secondari integrati	*integrated secondary terminals*	6mm²

TIPO - *Type*

Rapporto *Ratio*	Cl. 0,5	Cl. 1	Cl.3	Codice - *Code*
	VA	VA	VA	
40/5A			1	**TAC032040X05**
50/5A			1.2	**TAC032050X05**
60/5A			1.5	**TAC032060X05**
80/5A		1	2.5	**TAC032080X05**
100/5A	1	2	3	**TAC032100X05**
120/5A	2	3	4	**TAC032120X05**
150/5A	2.5	3	5	**TAC032150X05**
200/5A	3	5	8	**TAC032200X05**
250/5A	4	7	10	**TAC032250X05**
300/5A	6	10	12	**TAC032300X05**
400/5A	10	12	12	**TAC032400X05**
500/5A	12	15	15	**TAC032500X05**
600/5A	12	15	15	**TAC032600X05**

Sono disponibili i trasformatori con secondario 1A e pari prestazioni, i codici di ordinazione sono come in tabella ma con ultima cifra 1

CTs at1A secondary current are also available. The burdens are the same as 5A CTs. The ordering codes are the same as those in the above table but the last figure shall be 1 instead of 5.

Esempio / Example

TA.....05 (secondario/*secondary 5A*) TA.....01 (secondario/*secondary 1A*)

DIMENSIONI - *Dimensions*

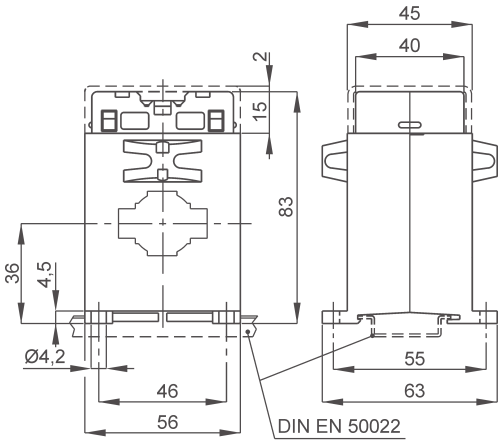

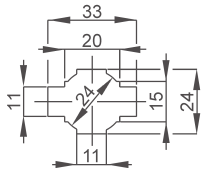

kg 0,25 ...0,30

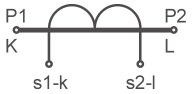

Siglatura morsetti primario e secondario
Primary and secondary connections marking

NOTE - *Note*

ACCESSORI IN DOTAZIONE
- viti per fissaggio TA alla barra
- cappuccio di protezione per vite fissaggio

SUPPLIED ACCESSORY
- *CT fixing set for busbar mounting*
- *protective caps for CT fixing*

OPZIONI - *OPTIONS*

Coprimorsetti sigillabile cod. **9SBMCTA**
Sealable terminals cover cod. ***9SBMCTA***

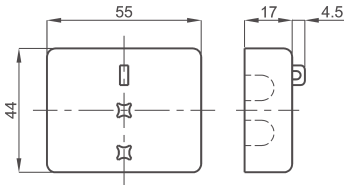

T.A. DI MISURA A BARRA PASSANTE 30x10

30x10 Busbar passing measuring CTs

TAC033



EAC UKRMETR TEST STANDARD

Kz - Kazakhstan

INPUT: 60A... 600A

OUTPUT: 5A 1A

DATI TECNICI - *Technical data*

custodia in materiale termoplastico autoestinguente	*self estinguishing thermoplastic material*	UL94-V0
frequenza funzionamento	*operating frequency*	50÷60 Hz
tensione di riferimento per l'isolamento	*insulation reference voltage*	0,72 kV
tensione di prova isolamento	*test voltage insulation*	3 kV x 1' 50 Hz classe E
grado di protezione	*protection degree*	IP 20
sovracorrente permanente	*continuous overcurrent*	100% Ipr
corrente termica di breve durata nominale (I th)	*rated short-time thermal current (I th)*	< 60 x Ipr (max. 90kA/1s)
rated dynamic current (I dyn)	2,5 x I th	
fattore di sicurezza	*safety factor*	N ≤ 5
max. potenza dissipata (portata max.)	*max. power dissipation (max range value)*	≤5W
temperatura di funzionamento	*operating temperature*	-25 +50 °C
temperatura di magazzinaggio	*storage temperature*	-40 +80 °C
costruzione a norme	*manufactured according to*	IEC/EN 61869-1 IEC/EN 61869-2
terminali secondari integrati	*integrated secondary terminals*	6mm²

TIPO - *Type*

Rapporto *Ratio*	Cl. 0,5 VA	Cl. 1 VA	Codice - *Code*
60/5A	1	1.5	**TAC033060X05**
80/5A	2	3	**TAC033080X05**
100/5A	3	4	**TAC033100X05**
120/5A	4	5	**TAC033120X05**
150/5A	5	7.5	**TAC033150X05**
200/5A	7.5	10	**TAC033200X05**
250/5A	10	12	**TAC033250X05**
300/5A	10	15	**TAC033300X05**
400/5A	12	20	**TAC033400X05**
500/5A	15	25	**TAC033500X05**
600/5A	20	30	**TAC033600X05**

Sono disponibili i trasformatori con secondario 1A e pari prestazioni, i codici di ordinazione sono come in tabella ma con ultima cifra 1

CTs at1A secondary current are also available. The burdens are the same as 5A CTs. The ordering codes are the same as those in the above table but the last figure shall be 1 instead of 5.

Esempio / Example

TA.....05 (secondario/*secondary 5A*) TA.....01 (secondario/*secondary 1A*)

DIMENSIONI - *Dimensions*

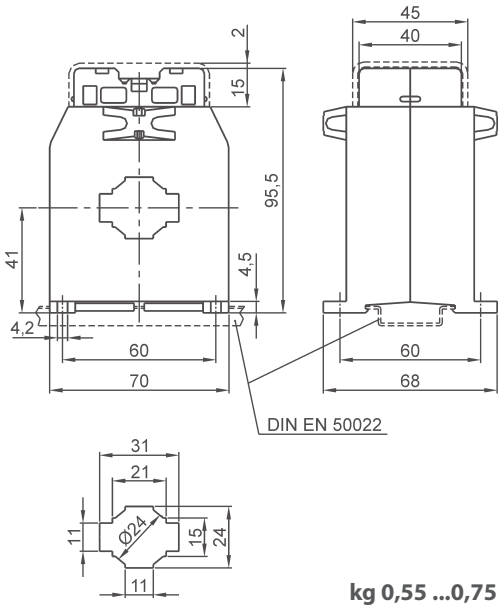

kg 0,55 ...0,75

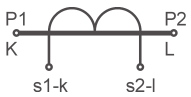

Siglatura morsetti primario e secondario

Primary and secondary connections marking

NOTE - *Note*

ACCESSORI IN DOTAZIONE
- viti per fissaggio TA alla barra
- cappuccio di protezione per vite fissaggio

SUPPLIED ACCESSORY
- *CT fixing set for busbar mounting*
- *protective caps for CT fixing*

OPZIONI - *OPTIONS*

Coprimorsetti sigillabile cod. **9SBMCTA**

Sealable terminals cover cod. ***9SBMCTA***

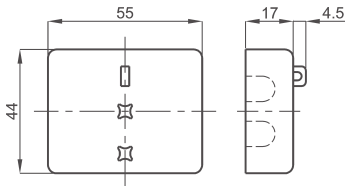

T.A. DI MISURA A BARRA PASSANTE 40x10

40x10 Busbar passing measuring CTs

TAC040



EAC UKRMETR TEST STANDARD

Kz - Kazakhstan

INPUT: 100A... 1000A

OUTPUT: 5A 1A

DATI TECNICI - *Technical data*

custodia in materiale termoplastico autoestinguente	*self estinguishing thermoplastic material*	UL94-V0
frequenza funzionamento	*operating frequency*	50÷60 Hz
tensione di riferimento per l'isolamento	*insulation reference voltage*	0,72 kV
tensione di prova	*test voltage*	3 kV x 1' 50 Hz
isolamento	*insulation*	classe E
grado di protezione	*protection degree*	IP 20
sovracorrente permanente	*continuous overcurrent*	100% Ipr
corrente termica di breve durata nominale (I th)	*rated short-time thermal current (I th)*	< 60 x Ipr (max. 90kA/1s)
	rated dynamic current (I dyn)	2,5 x I th
fattore di sicurezza	*safety factor*	N ≤ 5
max. potenza dissipata (portata max.)	*max. power dissipation (max range value)*	≤7W
temperatura di funzionamento	*operating temperature*	-25 +50 °C
temperatura di magazzinaggio	*storage temperature*	-40 +80 °C
costruzione a norme	*manufactured according to*	IEC/EN 61869-1 IEC/EN 61869-2
terminali secondari integrati	*integrated secondary terminals*	6mm²

TIPO - *Type*

Rapporto *Ratio*	Cl. 0,5	Cl. 1	Cl.3	Codice - *Code*
	VA	VA	VA	
100/5A		1.5	4	**TAC040100X05**
120/5A		2	4	**TAC040120X05**
150/5A	1.5	3	5	**TAC040150X05**
200/5A	2	4	6	**TAC040200X05**
250/5A	3	6	9	**TAC040250X05**
300/5A	5	8	12	**TAC040300X05**
400/5A	10	15	20	**TAC040400X05**
500/5A	12	20	25	**TAC040500X05**
600/5A	15	20	25	**TAC040600X05**
800/5A	18	25	30	**TAC040800X05**
1000/5A	20	25	30	**TAC0401K0X05**

Sono disponibili i trasformatori con secondario 1A e pari prestazioni, i codici di ordinazione sono come in tabella ma con ultima cifra 1

CTs at1A secondary current are also available. The burdens are the same as 5A CTs. The ordering codes are the same as those in the above table but the last figure shall be 1 instead of 5.

Esempio / Example

TA.....05 (secondario/*secondary 5A*) TA.....01 (secondario/*secondary 1A*)

DIMENSIONI - *Dimensions*

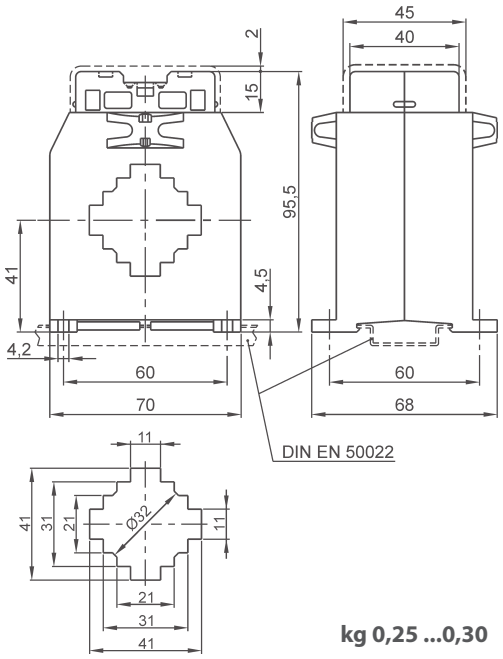

kg 0,25 ...0,30

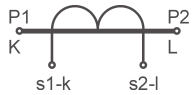

Siglatura morsetti primario e secondario

Primary and secondary connections marking

NOTE - *Note*

ACCESSORI IN DOTAZIONE
- viti per fissaggio TA alla barra
- cappuccio di protezione per vite fissaggio

SUPPLIED ACCESSORY
- *CT fixing set for busbar mounting*
- *protective caps for CT fixing*

OPZIONI - *OPTIONS*

Coprimorsetti sigillabile cod. **9SBMCTA**

*Sealable terminals cover cod. **9SBMCTA***

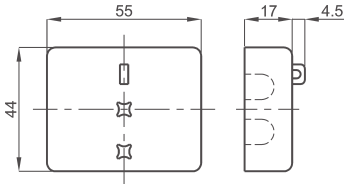

T.A. DI MISURA A BARRA PASSANTE 50x10

50x10 Busbar passing measuring CTs

TAC050

EAC UKRMETR TEST STANDARD

Kz - Kazakhstan

INPUT: 200A... 1200A

OUTPUT: 5A 1A

DATI TECNICI - *Technical data*

custodia in materiale termoplastico autoestinguente	*self estinguishing thermoplastic material*	UL94-V0
frequenza funzionamento	*operating frequency*	50÷60 Hz
tensione di riferimento per l'isolamento	*insulation reference voltage*	0,72 kV
tensione di prova isolamento	*test voltage insulation*	3 kV x 1' 50 Hz classe E
grado di protezione	*protection degree*	IP 20
sovracorrente permanente	*continuous overcurrent*	100% Ipr
corrente termica di breve durata nominale (I th)	*rated short-time thermal current (I th)*	< 60 x Ipr (max. 90kA/1s)
rated dynamic current (I dyn)	2,5 x I th	
fattore di sicurezza	*safety factor*	N ≤ 5
max. potenza dissipata (portata max.)	*max. power dissipation (max range value)*	≤10W
temperatura di funzionamento	*operating temperature*	-25 +50 °C
temperatura di magazzinaggio	*storage temperature*	-40 +80 °C
costruzione a norme	*manufactured according to*	IEC/EN 61869-1 IEC/EN 61869-2
terminali secondari integrati	*integrated secondary terminals*	6mm²

TIPO - *Type*

Rapporto *Ratio*	Cl. 0,5	Cl. 1	Cl. 3	Codice - *Code*	
	VA	VA	VA	Orizzontale - *Horizontal*	Verticale - *Vertical*
200/5A		2	3	**TAC050200X05**	**TAC050200X05V**
250/5A	1,5	3	3,5	**TAC050250X05**	**TAC050250X05V**
300/5A	3	4	4,5	**TAC050300X05**	**TAC050300X05V**
400/5A	4	5	6	**TAC050400X05**	**TAC050400X05V**
500/5A	5	6	7	**TAC050500X05**	**TAC050500X05V**
600/5A	6	8	9	**TAC050600X05**	**TAC050600X05V**
800/5A	8	10	11	**TAC050800X05**	**TAC050800X05V**
1000/5A	10	12	13	**TAC0501K0X05**	**TAC0501K0X05V**
1200/5A	12	14	15	**TAC0501K2X05**	**TAC0501K2X05V**

Sono disponibili i trasformatori con secondario 1A e pari prestazioni, i codici di ordinazione sono come in tabella ma con ultima cifra 1

CTs at1A secondary current are also available. The burdens are the same as 5A CTs. The ordering codes are the same as those in the above table but the last figure shall be 1 instead of 5.

Esempio / Example

TA.....05 (secondario/*secondary 5A*) TA.....01 (secondario/*secondary 1A*)

DIMENSIONI - *Dimensions*

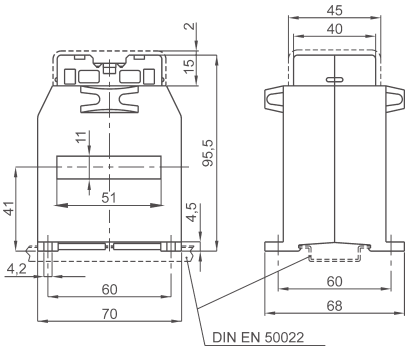

Tipo con passaggio barra orizzontale

Horizontal busbar passing type

kg 0,35 ...0,50

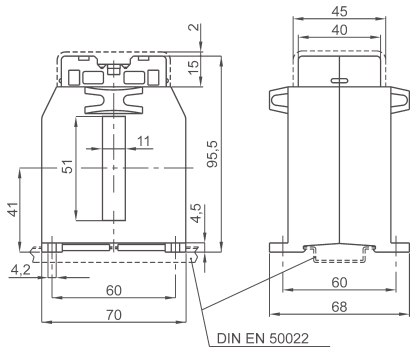

Tipo con passaggio barra verticale

Vertical busbar passing type

kg 0,35 ...0,50

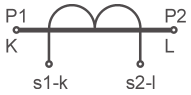

Siglatura morsetti primario e secondario

Primary and secondary connections marking

NOTE - *Note*

ACCESSORI IN DOTAZIONE
- viti per fissaggio TA alla barra
- cappuccio di protezione per vite fissaggio

SUPPLIED ACCESSORY
- *CT fixing set for busbar mounting*
- *protective caps for CT fixing*

OPZIONI - *OPTIONS*

Coprimorsetti sigillabile cod. **9SBMCTA**

Sealable terminals cover cod. ***9SBMCTA***

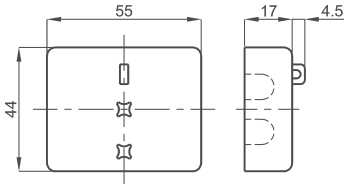

T.A. DI MISURA A BARRA PASSANTE 51x18

51x18 Busbar passing measuring CTs

TAC051



EAC

UKRMETR TEST STANDARD

Kz - Kazakhstan

INPUT: 200A... 1500A

OUTPUT: 5A 1A

DATI TECNICI - *Technical data*

custodia in materiale termoplastico autoestinguente	*self estinguishing thermoplastic material*	UL94-V0
frequenza funzionamento	*operating frequency*	50÷60 Hz
tensione di riferimento per l'isolamento	*insulation reference voltage*	0,72 kV
tensione di prova isolamento	*test voltage insulation*	3 kV x 1' 50 Hz classe E
grado di protezione	*protection degree*	IP 00
grado di protezione con coprimorsetti	*protection degree with terminal covers*	IP 20
sovracorrente permanente	*continuous overcurrent*	100% Ipr
corrente termica di breve durata nominale (I th)	*rated short-time thermal current (I th)*	< 60 x Ipr (max. 90kA/1s)
	rated dynamic current (I dyn)	2,5 x I th
fattore di sicurezza	*safety factor*	N ≤ 5
max. potenza dissipata (portata max.)	*max. power dissipation (max range value)*	≤ 12,5W
temperatura di funzionamento	*operating temperature*	-25 +50 °C
temperatura di magazzinaggio	*storage temperature*	-40 +80 °C
costruzione a norme	*manufactured according to*	IEC/EN 61869-1 IEC/EN 61869-2

TIPO - *Type*

Rapporto *Ratio*	Cl. 0,5 VA	Cl. 1 VA	Codice - *Code*
200/5A	5	10	**TAC051200X05**
250/5A	8	12	**TAC051250X05**
300/5A	10	20	**TAC051300X05**
400/5A	15	20	**TAC051400X05**
500/5A	20	30	**TAC051500X05**
600/5A	30	50	**TAC051600X05**
800/5A	40	60	**TAC051800X05**
1000/5A	50	80	**TAC0511K0X05**
1200/5A	60	80	**TAC0511K2X05**
1500/5A	80	100	**TAC0511K5X05**

Sono disponibili i trasformatori con secondario 1A e pari prestazioni, i codici di ordinazione sono come in tabella ma con ultima cifra 1

CTs at1A secondary current are also available. The burdens are the same as 5A CTs. The ordering codes are the same as those in the above table but the last figure shall be 1 instead of 5.

Esempio / Example

TA.....05 (secondario/*secondary 5A*) TA.....01 (secondario/*secondary 1A*)

DIMENSIONI - *Dimensions*

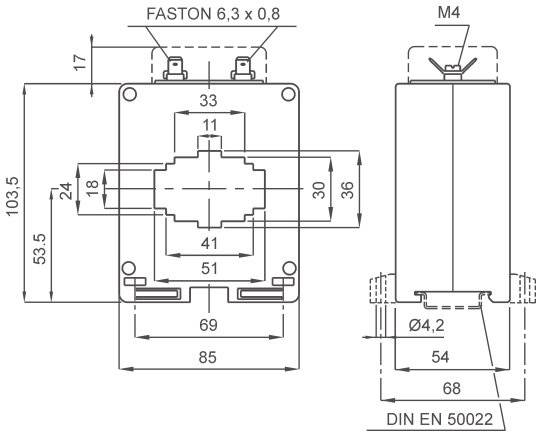

kg 0,50 ...0,70

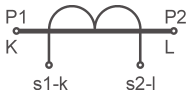

Siglatura morsetti primario e secondario

Primary and secondary connections marking

NOTE - *Note*

ACCESSORI IN DOTAZIONE
- staffa per fissaggio barra
- serrafilo con faston 6,3x0,8mm per secondario e corto circuito
- cappuccio di protezione per vite fissaggio

SUPPLIED ACCESSORIES
- *cable or busbar fixing set*
- *clamping terminals with faston 6,3x0,8mm for secondary and short-circuit*
- *protective caps for CT fixing*

OPZIONI - *OPTIONS*

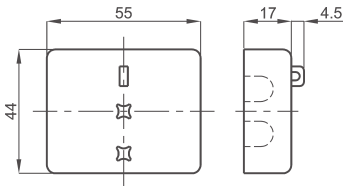

Coprimorsetti sigillabile cod. **9SBMCTA**

*Sealable terminals cover cod. **9SBMCTA***

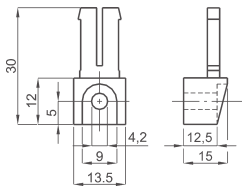

Piedini di fissaggio cod. **9SAMPDL**

*Fixing feet cod. **9SAMPDL***

T.A. DI MISURA A BARRA PASSANTE 51x32 - 41x41

51x32 - 41x41 Busbar passing measuring CTs

TAC053



EAC

UKRMETR TEST STANDARD

Kz - Kazakhstan

INPUT: 200A... 2000A

OUTPUT: 5A 1A

DATI TECNICI - *Technical data*

custodia in materiale termoplastico autoestinguente	*self estinguishing thermoplastic material*	UL94-V0
frequenza funzionamento	*operating frequency*	50÷60 Hz
tensione di riferimento per l'isolamento	*insulation reference voltage*	0,72 kV
tensione di prova isolamento	*test voltage insulation*	3 kV x 1' 50 Hz classe E
grado di protezione	*protection degree*	IP 00
grado di protezione con coprimorsetti	*protection degree with terminal covers*	IP 20
sovracorrente permanente	*continuous overcurrent*	100% Ipr
corrente termica di breve durata nominale (I th)	*rated short-time thermal current (I th)*	< 60 x Ipr (max. 90kA/1s)
	rated dynamic current (I dyn)	2,5 x I th
fattore di sicurezza	*safety factor*	N ≤ 5
max. potenza dissipata (portata max.)	*max. power dissipation (max range value)*	≤ 20W
temperatura di funzionamento	*operating temperature*	-25 +50 °C
temperatura di magazzinaggio	*storage temperature*	-40 +80 °C
costruzione a norme	*manufactured according to*	IEC/EN 61869-1 IEC/EN 61869-2

TIPO - *Type*

Rapporto *Ratio*	Cl. 0,5 VA	Cl. 1 VA	Codice - *Code*
200/5A	1	3	**TAC053200X05**
250/5A	2	4	**TAC053250X05**
300/5A	4	6	**TAC053300X05**
400/5A	6	8	**TAC053400X05**
500/5A	8	10	**TAC053500X05**
600/5A	10	12	**TAC053600X05**
800/5A	12	16	**TAC053800X05**
1000/5A	12	16	**TAC0531K0X05**
1200/5A	12	16	**TAC0531K2X05**
1500/5A	16	20	**TAC0531K5X05**
2000/5A	16	20	**TAC0532K0X05**

Sono disponibili i trasformatori con secondario 1A e pari prestazioni, i codici di ordinazione sono come in tabella ma con ultima cifra 1

CTs at1A secondary current are also available. The burdens are the same as 5A CTs. The ordering codes are the same as those in the above table but the last figure shall be 1 instead of 5.

Esempio / Example

TA.....05 (secondario/*secondary 5A*) TA.....01 (secondario/*secondary 1A*)

DIMENSIONI - *Dimensions*

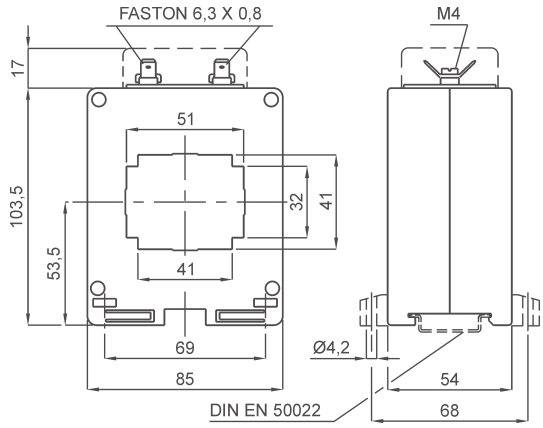

kg 0,50 ...0,70

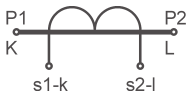

Siglatura morsetti primario e secondario
Primary and secondary connections marking

NOTE - *Note*

ACCESSORI IN DOTAZIONE
- staffa per fissaggio barra
- serrafilo con faston 6,3x0,8mm per secondario e corto circuito
- cappuccio di protezione per vite fissaggio

SUPPLIED ACCESSORIES
- *cable or busbar fixing set*
- *clamping terminals with faston 6,3x0,8mm for secondary and short-circuit*
- *protective caps for CT fixing*

OPZIONI - *OPTIONS*

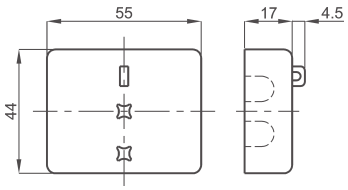

Coprimorsetti sigillabile cod. **9SBMCTA**
Sealable terminals cover cod. ***9SBMCTA***

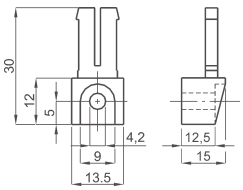

Piedini di fissaggio cod. **9SAMPDL**
Fixing feet cod. ***9SAMPDL***

T.A. DI MISURA A BARRA 61x31 o CAVO Ø51 PASSANTE

61x31 Busbar or Ø51 Cable passing measuring CTs

TAT061



EAC UKRMETR TEST STANDARD

Kz - Kazakhstan

INPUT: 250A... 2000A

OUTPUT: 5A 1A

DATI TECNICI - *Technical data*

custodia in materiale termoplastico autoestinguente	*self estinguishing thermoplastic material*	UL94-V0
frequenza funzionamento	*operating frequency*	50÷60 Hz
tensione di riferimento per l'isolamento	*insulation reference voltage*	0,72 kV
tensione di prova isolamento	*test voltage insulation*	3 kV x 1' 50 Hz classe E
grado di protezione	*protection degree*	IP 20
sovracorrente permanente	*continuous overcurrent*	100% Ipr
corrente termica di breve durata nominale (I th)	*rated short-time thermal current (I th)*	< 60 x Ipr (max. 90kA/1s)
corrente dinamica nominale (I dyn)	*rated dynamic current (I dyn)*	2,5 x I th
fattore di sicurezza	*safety factor*	N ≤ 5
max. potenza dissipata (portata max.)	*max. power dissipation (max range value)*	≤10W
temperatura di funzionamento	*operating temperature*	-25 +50 °C
temperatura di magazzinaggio	*storage temperature*	-40 +80 °C
costruzione a norme	*manufactured according to*	IEC/EN 61869-1 IEC/EN 61869-2
terminali secondari integrati	*integrated secondary terminals*	6mm²

TIPO - *Type*

Rapporto *Ratio*	Cl. 0,5	Cl. 1	Cl.3	Codice - *Code*	
	VA	VA	VA	Orizzontale - *Horizontal*	Verticale - *Vertical*
250/5A	-	3	5	**TAT061250X05**	**TAT061250X05V**
300/5A	-	4	6	**TAT061300X05**	**TAT061300X05V**
400/5A	2	6	10	**TAT061400X05**	**TAT061400X05V**
500/5A	4	10	12	**TAT061500X05**	**TAT061500X05V**
600/5A	6	15	18	**TAT061600X05**	**TAT061600X05V**
800/5A	8	15	20	**TAT061800X05**	**TAT061800X05V**
1000/5A	10	20	30	**TAT0611K0X05**	**TAT0611K0X05V**
1200/5A	12	25	30	**TAT0611K2X05**	**TAT0611K2X05V**
1500/5A	20	30	40	**TAT0611K5X05**	**TAT0611K5X05V**
2000/5A	25	40	50	**TAT0612K0X05**	**TAT0612K0X05V**

Sono disponibili i trasformatori con secondario 1A e pari prestazioni, i codici di ordinazione sono come in tabella ma con ultima cifra 1

CTs at1A secondary current are also available. The burdens are the same as 5A CTs. The ordering codes are the same as those in the above table but the last figure shall be 1 instead of 5.

Esempio / Example

TA.....05 (secondario/*secondary 5A*) **TA.....01 (secondario/*secondary 1A*)**

DIMENSIONI - *Dimensions*

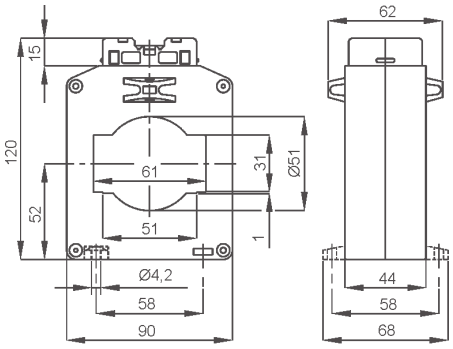

Tipo con passaggio barra orizzontale

Horizontal busbar passing type

kg 0,50 ...1,00

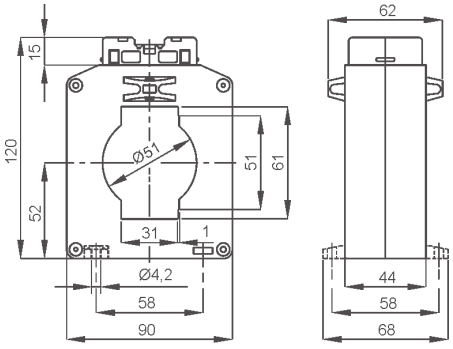

Tipo con passaggio barra verticale

Vertical busbar passing type

kg 0,50 ...1,00

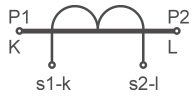

Siglatura morsetti primario e secondario

Primary and secondary connections marking

NOTE - *Note*

ACCESSORI IN DOTAZIONE
- viti per fissaggio TA alla barra
- cappuccio di protezione per vite fissaggio

SUPPLIED ACCESSORY
- *CT fixing set for busbar mounting*
- *protective caps for CT fixing*

OPZIONI - *OPTIONS*

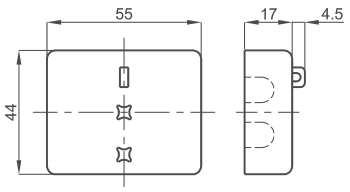

Coprimorsetti sigillabile cod. **9SBMCTA**

*Sealable terminals cover cod. **9SBMCTA***

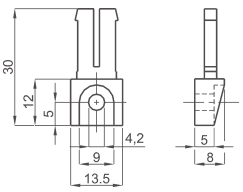

Piedini di fissaggio cod. **9SAMPDC**

*Fixing feet cod. **9SAMPDC***

T.A. DI MISURA A BARRA PASSANTE 63x30

63x30 Busbar passing measuring CTs

TAT063

EAC UKRMETR TEST STANDARD

Kz - Kazakhstan

INPUT: 400A... 2000A

OUTPUT: 5A 1A

DATI TECNICI - *Technical data*

custodia in materiale termoplastico autoestinguente	*self estinguishing thermoplastic material*	UL94-V0
frequenza funzionamento	*operating frequency*	50÷60 Hz
tensione di riferimento per l'isolamento	*insulation reference voltage*	0,72 kV
tensione di prova	*test voltage*	3 kV x 1' 50 Hz
isolamento	*insulation*	classe E
grado di protezione	*protection degree*	IP 00
grado di protezione con coprimorsetti	*protection degree with terminal covers*	IP 20
sovracorrente permanente	*continuous overcurrent*	100% Ipr
corrente termica di breve durata nominale (I th)	*rated short-time thermal current (I th)*	< 60 x Ipr (max. 90kA/1s)
corrente dinamica nominale (I dyn)	*rated dynamic current (I dyn)*	2,5 x I th
fattore di sicurezza	*safety factor*	N ≤ 5
max. potenza dissipata (portata max.)	*max. power dissipation (max range value)*	≤ 12W
temperatura di funzionamento	*operating temperature*	-25 +50 °C
temperatura di magazzinaggio	*storage temperature*	-40 +80 °C
costruzione a norme	*manufactured according to*	IEC/EN 61869-1 IEC/EN 61869-2

TIPO - *Type*

Rapporto *Ratio*	Cl. 0,5	Cl. 1	Codice - *Code*
	VA	VA	
400/5A	4	8	**TAT063400X05**
500/5A	5	10	**TAT063500X05**
600/5A	8	15	**TAT063600X05**
800/5A	10	20	**TAT063800X05**
1000/5A	15	30	**TAT0631K0X05**
1200/5A	20	40	**TAT0631K2X05**
1500/5A	20	40	**TAT0631K5X05**
2000/5A	20	40	**TAT0632K0X05**

Sono disponibili i trasformatori con secondario 1A e pari prestazioni, i codici di ordinazione sono come in tabella ma con ultima cifra 1

CTs at1A secondary current are also available. The burdens are the same as 5A CTs. The ordering codes are the same as those in the above table but the last figure shall be 1 instead of 5.

Esempio / Example

TA.....05 (secondario/*secondary 5A*) **TA.....01 (secondario/*secondary 1A*)**

DIMENSIONI - *Dimensions*

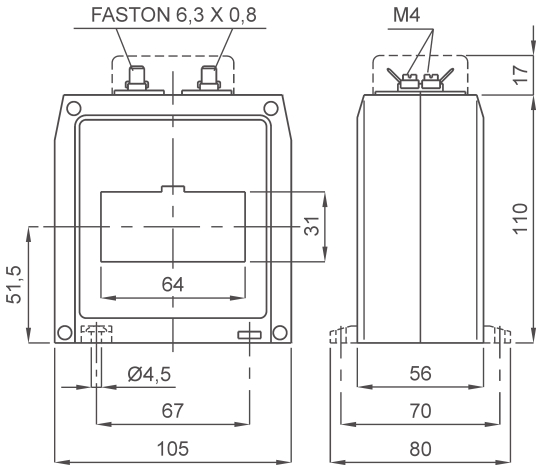

kg 0,55 ...0,75

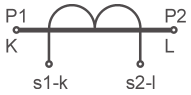

Siglatura morsetti primario e secondario
Primary and secondary connections marking

NOTE - *Note*

ACCESSORI IN DOTAZIONE
- staffa per fissaggio barra
- serrafilo con faston 6,3x0,8mm per secondario e corto circuito
- cappuccio di protezione per vite fissaggio

SUPPLIED ACCESSORIES
- *cable or busbar fixing set*
- *clamping terminals with faston 6,3x0,8mm for secondary and short-circuit*
- *protective caps for CT fixing*

OPZIONI - *OPTIONS*

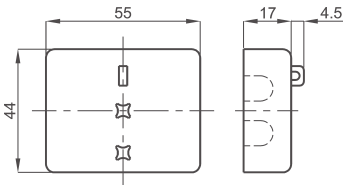

Coprimorsetti sigillabile cod. **9SBMCTA**
Sealable terminals cover cod. ***9SBMCTA***

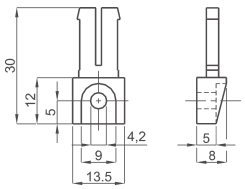

Piedini di fissaggio cod. **9SAMPDC**
Fixing feet cod. ***9SAMPDC***

T.A. DI MISURA A BARRA PASSANTE 64x54

64x54 Busbar passing measuring CTs



EAC UKRMETR TEST STANDARD

Kz - Kazakhstan

INPUT: 200A... 2500A

OUTPUT: 5A 1A

NEW!

DATI TECNICI - *Technical data*

custodia in materiale termoplastico autoestinguente	*self estinguishing thermoplastic material*	UL94-V0
frequenza funzionamento	*operating frequency*	50÷60 Hz
tensione di riferimento per l'isolamento	*insulation reference voltage*	0,72 kV
tensione di prova isolamento	*test voltage insulation*	3 kV x 1' 50 Hz classe E
grado di protezione	*protection degree*	IP 00
grado di protezione con coprimorsetti	*protection degree with terminal covers*	IP 20
sovracorrente permanente	*continuous overcurrent*	100% Ipr
corrente termica di breve durata nominale (I th)	*rated short-time thermal current (I th)*	< 60 x Ipr (max. 90kA/1s)
corrente dinamica nominale (I dyn)	*rated dynamic current (I dyn)*	2,5 x I th
fattore di sicurezza	*safety factor*	N ≤ 5
max. potenza dissipata (portata max.)	*max. power dissipation (max range value)*	≤ 20W
temperatura di funzionamento	*operating temperature*	-25 +50 °C
temperatura di magazzinaggio	*storage temperature*	-40 +80 °C
costruzione a norme	*manufactured according to*	IEC/EN 61869-1 IEC/EN 61869-2

TIPO - *Type*

Rapporto *Ratio*	Cl. 0,5 VA	Cl. 1 VA	Codice - *Code*
200/5A	-	2	**TAT064200X05**
300/5A	2	4	**TAT064300X05**
400/5A	4	6	**TAT064400X05**
500/5A	6	8	**TAT064500X05**
600/5A	6	10	**TAT064600X05**
800/5A	8	12	**TAT064800X05**
1000/5A	10	15	**TAT0641K0X05**
1200/5A	12	18	**TAT0641K2X05**
1500/5A	15	20	**TAT0641K5X05**
2000/5A	18	25	**TAT0642K0X05**
2500/5A	20	30	**TAT0642K5X05**

Sono disponibili i trasformatori con secondario 1A e pari prestazioni, i codici di ordinazione sono come in tabella ma con ultima cifra 1

CTs at1A secondary current are also available. The burdens are the same as 5A CTs. The ordering codes are the same as those in the above table but the last figure shall be 1 instead of 5.

Esempio / Example
TA.....05 (secondario/*secondary 5A*) TA.....01 (secondario/*secondary 1A*)

DIMENSIONI - *Dimensions*

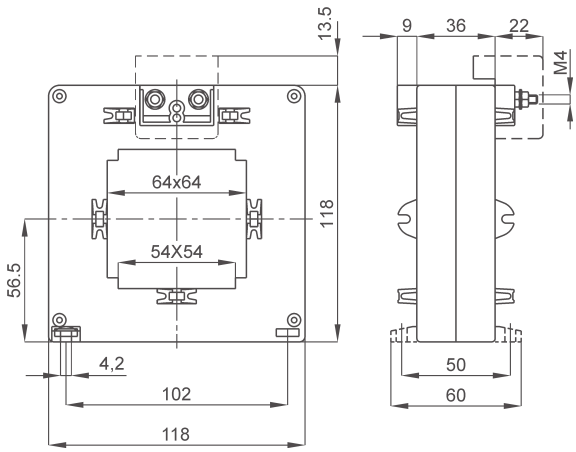

kg 0,45 ...0,65

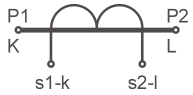

Siglatura morsetti primario e secondario
Primary and secondary connections marking



Fino a 3 barre da 60 x 10mm anche isolate
Up to 3 insulated bars 60 x 10mm

NOTE - *Note*

ACCESSORI IN DOTAZIONE
- viti per fissaggio TA alla barra
- cappuccio di protezione per vite fissaggio

SUPPLIED ACCESSORY
- CT fixing set for busbar mounting
- protective caps for CT fixing

OPZIONI - *OPTIONS*

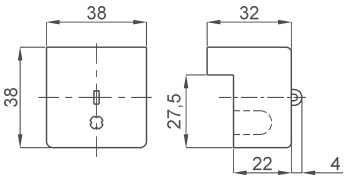

Coprimorsetti cod. **9SBMCTA125**
Coprimorsetti sigillabile cod. **9SBMCTA125S**

*Terminals cover cod. **9SBMCTA125***
*Sealable terminals cover cod. **9SBMCTA125S***

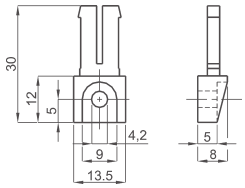

Piedini di fissaggio cod. **9SAMPDC**

*Fixing feet cod. **9SAMPDC***

T.A. DI MISURA A CAVO PASSANTE Ø60

Ø60 Cable passing measuring CTs

TAT060

EAC UKRMETR TEST STANDARD

Kz - Kazakhstan

INPUT: 250A... 1500A

OUTPUT: 5A 1A

DATI TECNICI - *Technical data*

custodia in materiale termoplastico autoestinguente	*self estinguishing thermoplastic material*	UL94-V0
frequenza funzionamento	*operating frequency*	50÷60 Hz
tensione di riferimento per l'isolamento	*insulation reference voltage*	0,72 kV
tensione di prova isolamento	*test voltage insulation*	3 kV x 1' 50 Hz classe E
grado di protezione	*protection degree*	IP 00
grado di protezione con coprimorsetti	*protection degree with terminal covers*	IP 20
sovracorrente permanente	*continuous overcurrent*	100% Ipr
corrente termica di breve durata nominale (I th)	*rated short-time thermal current (I th)*	< 60 x Ipr (max. 90kA/1s)
corrente dinamica nominale (I dyn)	*rated dynamic current (I dyn)*	2,5 x I th
fattore di sicurezza	*safety factor*	N ≤ 5
max. potenza dissipata (portata max.)	*max. power dissipation (max range value)*	≤ 12W
temperatura di funzionamento	*operating temperature*	-25 +50 °C
temperatura di magazzinaggio	*storage temperature*	-40 +80 °C
costruzione a norme	*manufactured according to*	IEC/EN 61869-1 IEC/EN 61869-2

TIPO - *Type*

Rapporto *Ratio*	Cl. 0,5 VA	Cl. 1 VA	Codice - *Code*
250/5A	4	8	**TAT060250X05**
300/5A	5	9	**TAT060300X05**
400/5A	6	10	**TAT060400X05**
500/5A	8	15	**TAT060500X05**
600/5A	10	20	**TAT060600X05**
800/5A	15	30	**TAT060800X05**
1000/5A	20	40	**TAT0601K0X05**
1200/5A	25	50	**TAT0601K2X05**
1500/5A	30	50	**TAT0601K5X05**

Sono disponibili i trasformatori con secondario 1A e pari prestazioni, i codici di ordinazione sono come in tabella ma con ultima cifra 1

CTs at1A secondary current are also available. The burdens are the same as 5A CTs. The ordering codes are the same as those in the above table but the last figure shall be 1 instead of 5.

Esempio / Example

TA.....05 (secondario/*secondary 5A*) **TA.....01 (secondario/*secondary 1A*)**

DIMENSIONI - *Dimensions*

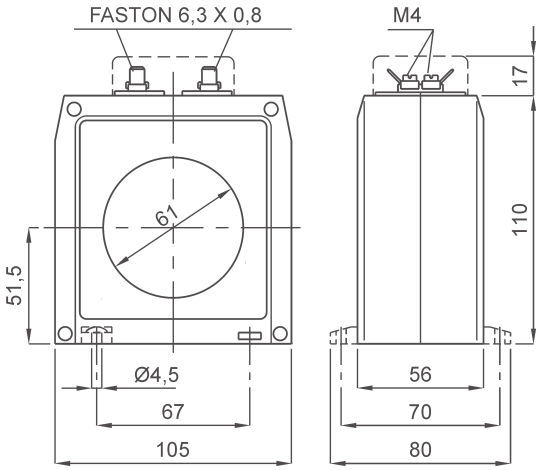

kg 0,55 ...0,75

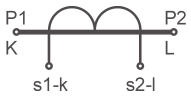

Siglatura morsetti primario e secondario
Primary and secondary connections marking

NOTE - *Note*

ACCESSORI IN DOTAZIONE
- 2 piedini fissaggio TA a parete
- serrafilo con faston 6,3x0,8mm per secondario e corto circuito

SUPPLIED ACCESSORIES
- *CT wall mounting fixing set (2pcs)*
- *clamping terminals with faston 6,3x0,8mm for secondary and short-circuit*

OPZIONI - *OPTIONS*

Coprimorsetti sigillabile cod. **9SBMCTA**
Sealable terminals cover cod. ***9SBMCTA***

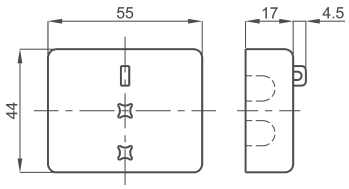

T.A. DI MISURA A CAVO PASSANTE Ø80

Ø80 Cable passing measuring CTs

TAT079

EAC UKRMETR TEST STANDARD

Kz - Kazakhstan

INPUT: 200A... 2500A

OUTPUT: 5A 1A

NEW!

DATI TECNICI - *Technical data*

custodia in materiale termoplastico autoestinguente	*self estinguishing thermoplastic material*	UL94-V0
frequenza funzionamento	*operating frequency*	50÷60 Hz
tensione di riferimento per l'isolamento	*insulation reference voltage*	0,72 kV
tensione di prova isolamento	*test voltage insulation*	3 kV x 1' 50 Hz classe E
grado di protezione	*protection degree*	IP 00
grado di protezione con coprimorsetti	*protection degree with terminal covers*	IP 20
sovracorrente permanente	*continuous overcurrent*	100% Ipr
corrente termica di breve durata nominale (I th)	*rated short-time thermal current (I th)*	< 60 x Ipr (max. 90kA/1s)
corrente dinamica nominale (I dyn)	*rated dynamic current (I dyn)*	2,5 x I th
fattore di sicurezza	*safety factor*	N ≤ 5
max. potenza dissipata (portata max.)	*max. power dissipation (max range value)*	≤ 20W
temperatura di funzionamento	*operating temperature*	-25 +50 °C
temperatura di magazzinaggio	*storage temperature*	-40 +80 °C
costruzione a norme	*manufactured according to*	IEC/EN 61869-1 IEC/EN 61869-2

TIPO - *Type*

Rapporto *Ratio*	Cl. 0,5 VA	Cl. 1 VA	Codice - *Code*
200/5A	-	2	**TAT079200X05**
300/5A	2	4	**TAT079300X05**
400/5A	4	6	**TAT079400X05**
500/5A	6	8	**TAT079500X05**
600/5A	6	10	**TAT079600X05**
800/5A	8	12	**TAT079800X05**
1000/5A	10	15	**TAT0791K0X05**
1200/5A	12	18	**TAT0791K2X05**
1500/5A	15	20	**TAT0791K5X05**
2000/5A	18	25	**TAT0792K0X05**
2500/5A	20	30	**TAT0792K5X05**

Sono disponibili i trasformatori con secondario 1A e pari prestazioni, i codici di ordinazione sono come in tabella ma con ultima cifra 1

CTs at1A secondary current are also available. The burdens are the same as 5A CTs. The ordering codes are the same as those in the above table but the last figure shall be 1 instead of 5.

Esempio / Example

TA.....05 (secondario/*secondary 5A*) **TA.....01 (secondario/*secondary 1A*)**

DIMENSIONI - *Dimensions*

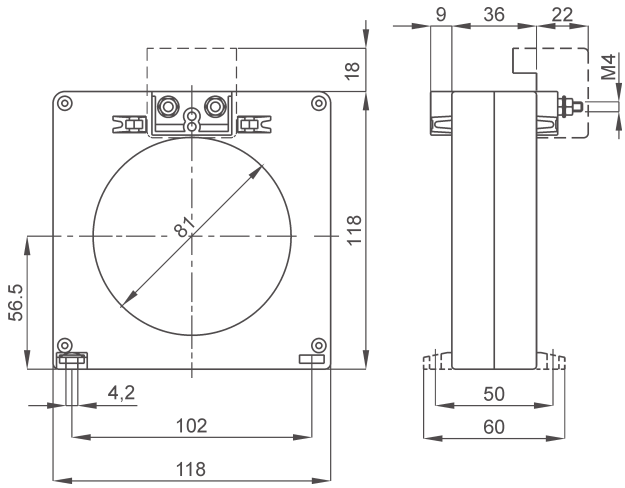

kg 0,45 ...0,65

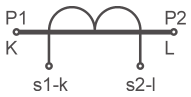

Siglatura morsetti primario e secondario

Primary and secondary connections marking

NOTE - *Note*

ACCESSORI IN DOTAZIONE
- 2 piedini fissaggio TA a parete

SUPPLIED ACCESSORIES
- CT wall mounting fixing set (2pcs)

OPZIONI - *OPTIONS*

Coprimorsetti cod. **9SBMCTA125**
Coprimorsetti sigillabile cod. **9SBMCTA125S**

Terminals cover cod. ***9SBMCTA125***
Sealable terminals cover cod. ***9SBMCTA125S***

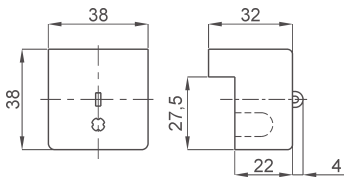

T.A. DI MISURA RESINATO A CAVO PASSANTE Ø50

Resin encapsulated Ø50 cable passing measuring CTs

TAT050



EAC UKRMETR TEST STANDARD

Kz - Kazakhstan

INPUT: 100A... 600A

OUTPUT: 5A 1A

NEW!

DATI TECNICI - *Technical data*

custodia in materiale termoplastico autoestinguente	*self estinguishing thermoplastic material*	UL94-V0
frequenza funzionamento	*operating frequency*	50÷60 Hz
tensione di riferimento per l'isolamento	*insulation reference voltage*	0,72 kV
tensione di prova isolamento	*test voltage insulation*	3 kV x 1' 50 Hz classe E
grado di protezione	*protection degree*	IP 00
grado di protezione con coprimorsetti	*protection degree with terminal covers*	IP 20
sovracorrente permanente	*continuous overcurrent*	100% Ipr
corrente termica di breve durata nominale (I th)	*rated short-time thermal current (I th)*	< 80 x Ipr (max. 90kA/1s)
corrente dinamica nominale (I dyn)	*rated dynamic current (I dyn)*	2,5 x I th
fattore di sicurezza	*safety factor*	N ≤ 5
max. potenza dissipata (portata max.)	*max. power dissipation (max range value)*	≤ 4,3W
temperatura di funzionamento	*operating temperature*	-25 +50 °C
temperatura di magazzinaggio	*storage temperature*	-40 +80 °C
costruzione a norme	*manufactured according to*	IEC/EN 61869-1 IEC/EN 61869-2

TIPO - *Type*

Rapporto *Ratio*	Cl. 0,5 VA	Cl. 1 VA	Codice - *Code*
100/5A	3	4	**TAT050100X05**
150/5A	5	10	**TAT050150X05**
200/5A	15	20	**TAT050200X05**
250/5A	15	25	**TAT050250X05**
300/5A	15	25	**TAT050300X05**
400/5A	15	25	**TAT050400X05**
500/5A	15	25	**TAT050500X05**
600/5A	15	25	**TAT050600X05**

Sono disponibili i trasformatori con secondario 1A e pari prestazioni, i codici di ordinazione sono come in tabella ma con ultima cifra 1

CTs at1A secondary current are also available. The burdens are the same as 5A CTs. The ordering codes are the same as those in the above table but the last figure shall be 1 instead of 5.

Esempio / Example

TA.....05 (secondario/*secondary 5A*) **TA.....01 (secondario/*secondary 1A*)**

DIMENSIONI - *Dimensions*

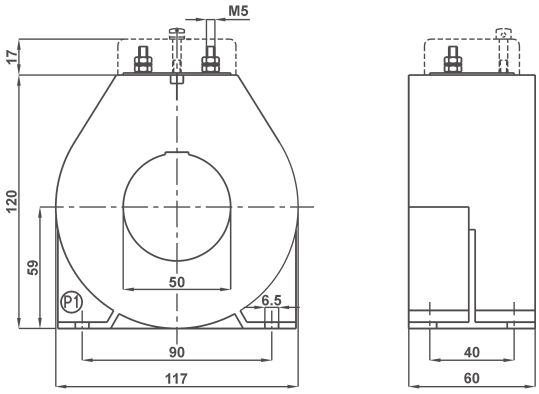

kg 1,10 ...2,15

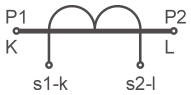

Siglatura morsetti primario e secondario

Primary and secondary connections marking

NOTE - *Note*

OPZIONI - *OPTIONS*

Coprimorsetti cod. **9SBMCTA50**
Coprimorsetti sigillabile cod. **9SBMCTA50S**

Terminals cover cod. ***9SBMCTA50***
Sealable terminals cover cod. ***9SBMCTA50S***

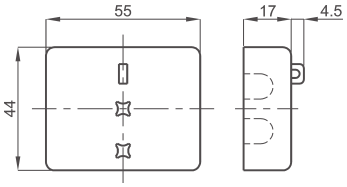

T.A. DI MISURA RESINATO A CAVO PASSANTE Ø90

Resin encapsulated Ø90 cable passing measuring CTs

TAT090



EAC UKRMETR TEST STANDARD

Kz - Kazakhstan

INPUT: 600A... 2500A

OUTPUT: 5A 1A

NEW!

DATI TECNICI - *Technical data*

custodia in materiale termoplastico autoestinguente	*self estinguishing thermoplastic material*	UL94-V0
frequenza funzionamento	*operating frequency*	50÷60 Hz
tensione di riferimento per l'isolamento	*insulation reference voltage*	0,72 kV
tensione di prova isolamento	*test voltage insulation*	3 kV x 1' 50 Hz classe E
grado di protezione	*protection degree*	IP 00
grado di protezione con coprimorsetti	*protection degree with terminal covers*	IP 20
sovracorrente permanente	*continuous overcurrent*	100% Ipr
corrente termica di breve durata nominale (I th)	*rated short-time thermal current (I th)*	< 80 x Ipr (max. 90kA/1s)
corrente dinamica nominale (I dyn)	*rated dynamic current (I dyn)*	2,5 x I th
fattore di sicurezza	*safety factor*	N ≤ 5
max. potenza dissipata (portata max.)	*max. power dissipation (max range value)*	≤ 19W
temperatura di funzionamento	*operating temperature*	-25 +50 °C
temperatura di magazzinaggio	*storage temperature*	-40 +80 °C
costruzione a norme	*manufactured according to*	IEC/EN 61869-1 IEC/EN 61869-2

TIPO - *Type*

Rapporto *Ratio*	Cl. 0,5 VA	Cl. 1 VA	Codice - *Code*
600/5A	15	20	**TAT090600X05**
800/5A	15	20	**TAT090800X05**
1000/5A	15	20	**TAT0901K0X05**
1200/5A	15	20	**TAT0901K2X05**
1500/5A	15	20	**TAT0901K5X05**
2000/5A	15	20	**TAT0902K0X05**
2500/5A	15	25	**TAT0902K5X05**

Sono disponibili i trasformatori con secondario 1A e pari prestazioni, i codici di ordinazione sono come in tabella ma con ultima cifra 1

CTs at1A secondary current are also available. The burdens are the same as 5A CTs. The ordering codes are the same as those in the above table but the last figure shall be 1 instead of 5.

Esempio / Example

TA.....05 (secondario/*secondary 5A*) **TA.....01 (secondario/*secondary 1A*)**

DIMENSIONI - *Dimensions*

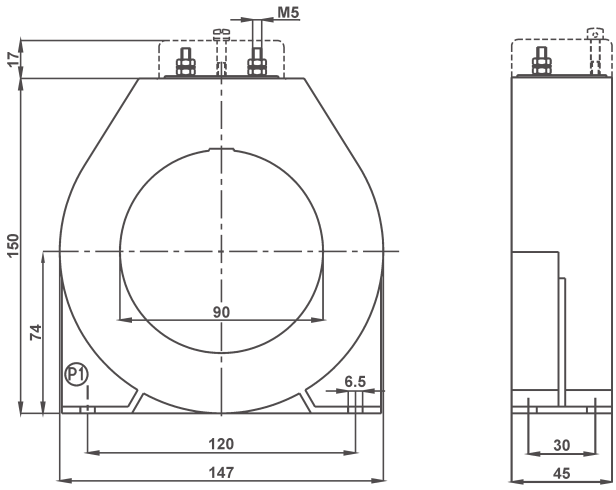

kg 0,90 ...1,15

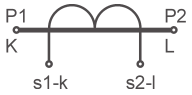

Siglatura morsetti primario e secondario
Primary and secondary connections marking

NOTE - *Note*

OPZIONI - *OPTIONS*

Coprimorsetti cod. **9SBMCTA50**
Coprimorsetti sigillabile cod. **9SBMCTA50S**

Terminals cover cod. ***9SBMCTA50***
Sealable terminals cover cod. ***9SBMCTA50S***

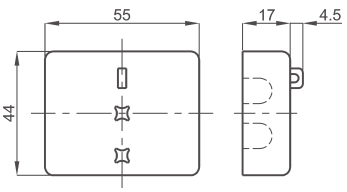

T.A. DI MISURA A BARRA PASSANTE 81x31

81x31 Busbar passing measuring CTs

TAT081

EAC UKRMETR TEST STANDARD

Kz - Kazakhstan

INPUT: 400A... 2500A

OUTPUT: 5A 1A

DATI TECNICI - *Technical data*

custodia in materiale termoplastico autoestinguente	*self estinguishing thermoplastic material*	UL94-V0
frequenza funzionamento	*operating frequency*	50÷60 Hz
tensione di riferimento per l'isolamento	*insulation reference voltage*	0,72 kV
tensione di prova isolamento	*test voltage insulation*	3 kV x 1' 50 Hz classe E
grado di protezione	*protection degree*	IP 00
grado di protezione con coprimorsetti	*protection degree with terminal covers*	IP 20
sovracorrente permanente	*continuous overcurrent*	100% Ipr
corrente termica di breve durata nominale (I th)	*rated short-time thermal current (I th)*	< 60 x Ipr (max. 90kA/1s)
corrente dinamica nominale (I dyn)	*rated dynamic current (I dyn)*	2,5 x I th
fattore di sicurezza	*safety factor*	N ≤ 5
max. potenza dissipata (portata max.)	*max. power dissipation (max range value)*	≤ 22W
temperatura di funzionamento	*operating temperature*	-25 +50 °C
temperatura di magazzinaggio	*storage temperature*	-40 +80 °C
costruzione a norme	*manufactured according to*	IEC/EN 61869-1 IEC/EN 61869-2

TIPO - *Type*

Rapporto *Ratio*	Cl. 0,5 VA	Cl. 1 VA	Codice - *Code*
400/5A	3	6	**TAT081400X05**
500/5A	3	6	**TAT081500X05**
600/5A	5	8	**TAT081600X05**
800/5A	8	12.5	**TAT081800X05**
1000/5A	13	15	**TAT0811K0X05**
1200/5A	16	20	**TAT0811K2X05**
1500/5A	20	25	**TAT0811K5X05**
2000/5A	25	30	**TAT0812K0X05**
2500/5A	30	40	**TAT0812K5X05**

Sono disponibili i trasformatori con secondario 1A e pari prestazioni, i codici di ordinazione sono come in tabella ma con ultima cifra 1

CTs at1A secondary current are also available. The burdens are the same as 5A CTs. The ordering codes are the same as those in the above table but the last figure shall be 1 instead of 5.

Esempio / Example

TA.....05 (secondario/*secondary 5A*) TA.....01 (secondario/*secondary 1A*)

DIMENSIONI - *Dimensions*

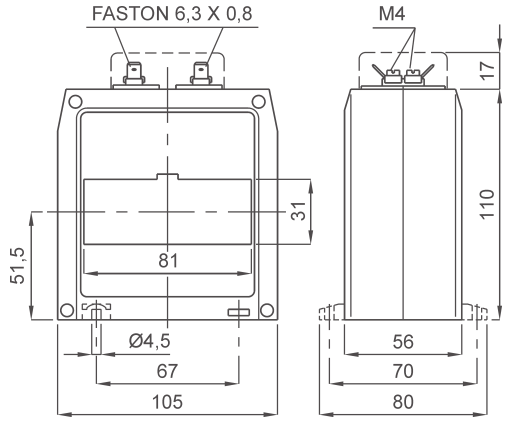

kg 0,55 ...0,75

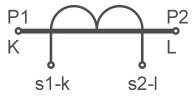

Siglatura morsetti primario e secondario

Primary and secondary connections marking

NOTE - *Note*

ACCESSORI IN DOTAZIONE
- staffa per fissaggio barra
- serrafilo con faston 6,3x0,8mm per secondario e corto circuito
- cappuccio di protezione per vite fissaggio

SUPPLIED ACCESSORIES
- *cable or busbar fixing set*
- *clamping terminals with faston 6,3x0,8mm for secondary and short-circuit*
- *protective caps for CT fixing*

OPZIONI - *OPTIONS*

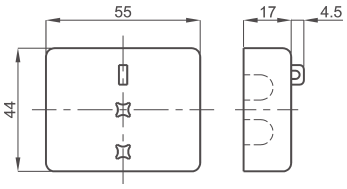

Coprimorsetti sigillabile cod. **9SBMCTA**

Sealable terminals cover cod. ***9SBMCTA***

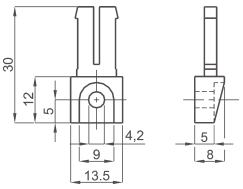

Piedini di fissaggio cod. **9SAMPDC**

Fixing feet cod. ***9SAMPDC***

T.A. DI MISURA A BARRA PASSANTE 82x37

82x37 Busbar passing measuring CTs

TAT082



EAC UKRMETR TEST STANDARD

Kz - Kazakhstan

INPUT: 400A... 2500A

OUTPUT: 5A 1A

DATI TECNICI - *Technical data*

custodia in materiale termoplastico autoestinguente	*self estinguishing thermoplastic material*	UL94-V0
frequenza funzionamento	*operating frequency*	50÷60 Hz
tensione di riferimento per l'isolamento	*insulation reference voltage*	0,72 kV
tensione di prova isolamento	*test voltage insulation*	3 kV x 1' 50 Hz classe E
grado di protezione	*protection degree*	IP 00
grado di protezione con coprimorsetti	*protection degree with terminal covers*	IP 20
sovracorrente permanente	*continuous overcurrent*	100% Ipr
corrente termica di breve durata nominale (I th)	*rated short-time thermal current (I th)*	< 60 x Ipr (max. 90kA/1s)
corrente dinamica nominale (I dyn)	*rated dynamic current (I dyn)*	2,5 x I th
fattore di sicurezza	*safety factor*	N ≤ 5
max. potenza dissipata (portata max.)	*max. power dissipation (max range value)*	≤ 17W
temperatura di funzionamento	*operating temperature*	-25 +50 °C
temperatura di magazzinaggio	*storage temperature*	-40 +80 °C
costruzione a norme	*manufactured according to*	IEC/EN 61869-1 IEC/EN 61869-2

TIPO - *Type*

Rapporto *Ratio*	Cl. 0,5 VA	Cl. 1 VA	Codice - *Code*
400/5A	6	15	**TAT082400X05**
500/5A	10	20	**TAT082500X05**
600/5A	15	30	**TAT082600X05**
800/5A	20	40	**TAT082800X05**
1000/5A	20	40	**TAT0821K0X05**
1200/5A	25	50	**TAT0821K2X05**
1500/5A	40	80	**TAT0821K5X05**
2000/5A	50	100	**TAT0822K0X05**
2500/5A	60	120	**TAT0822K5X05**

Sono disponibili i trasformatori con secondario 1A e pari prestazioni, i codici di ordinazione sono come in tabella ma con ultima cifra 1

CTs at1A secondary current are also available. The burdens are the same as 5A CTs. The ordering codes are the same as those in the above table but the last figure shall be 1 instead of 5.

Esempio / Example

TA.....05 (secondario/*secondary 5A*) TA.....01 (secondario/*secondary 1A*)

DIMENSIONI - *Dimensions*

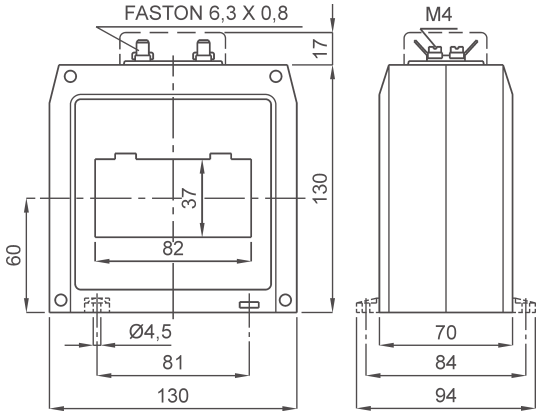

kg 0,55 ...0,75

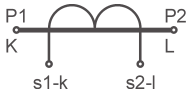

Siglatura morsetti primario e secondario

Primary and secondary connections marking

NOTE - *Note*

ACCESSORI IN DOTAZIONE
- 2 staffe per fissaggio cavo o barra
- serrafilo con faston 6,3x0,8mm per secondario e corto circuito
- cappuccio di protezione per vite fissaggio

SUPPLIED ACCESSORIES
- *cable or busbar fixing set*
- *clamping terminals with faston 6,3x0,8mm for secondary and short-circuit*
- *protective caps for CT fixing*

OPZIONI - *OPTIONS*

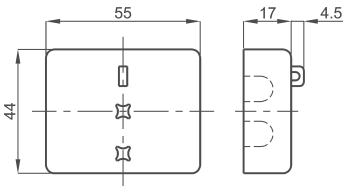

Coprimorsetti sigillabile cod. **9SBMCTA**

*Sealable terminals cover cod. **9SBMCTA***

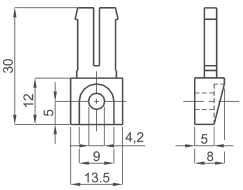

Piedini di fissaggio cod. **9SAMPDC**

*Fixing feet cod. **9SAMPDC***

T.A. DI MISURA A BARRA PASSANTE 62x34- 84x34

62x34 - 84x34 Busbar passing measuring CTs

TAT084



EAC UKRMETR TEST STANDARD

Kz - Kazakhstan

INPUT: 200A... 2500A

OUTPUT: 5A 1A

DATI TECNICI - *Technical data*

custodia in materiale termoplastico autoestinguente	*self estinguishing thermoplastic material*	UL94-V0
frequenza funzionamento	*operating frequency*	50÷60 Hz
tensione di riferimento per l'isolamento	*insulation reference voltage*	0,72 kV
tensione di prova isolamento	*test voltage insulation*	3 kV x 1' 50 Hz classe E
grado di protezione	*protection degree*	IP 20
sovracorrente permanente	*continuous overcurrent*	100% Ipr
corrente termica di breve durata nominale (I th)	*rated short-time thermal current (I th)*	< 80 x Ipr (max. 90kA/1s)
corrente dinamica nominale (I dyn)	*rated dynamic current (I dyn)*	2,5 x I th
fattore di sicurezza	*safety factor*	N ≤ 5
max. potenza dissipata (portata max.)	*max. power dissipation (max range value)*	≤17W
temperatura di funzionamento	*operating temperature*	-25 +50 °C
temperatura di magazzinaggio	*storage temperature*	-40 +80 °C
costruzione a norme	*manufactured according to*	IEC/EN 61869-1 IEC/EN 61869-2
terminali secondari integrati	*integrated secondary terminals*	6mm²

TIPO - *Type*

Rapporto *Ratio*	Cl. 0,5 VA	Cl. 1 VA	Codice - *Code*
200/5A	2	4	**TAT084200X05**
250/5A	3	6	**TAT084250X05**
300/5A	4	8	**TAT084300X05**
400/5A	5	10	**TAT084400X05**
500/5A	6	15	**TAT084500X05**
600/5A	8	20	**TAT084600X05**
800/5A	10	20	**TAT084800X05**
1000/5A	15	25	**TAT0841K0X05**
1200/5A	20	40	**TAT0841K2X05**
1500/5A	25	50	**TAT0841K5X05**
2000/5A	30	60	**TAT0842K0X05**
2500/5A	40	80	**TAT0842K5X05**

Sono disponibili i trasformatori con secondario 1A e pari prestazioni, i codici di ordinazione sono come in tabella ma con ultima cifra 1

CTs at1A secondary current are also available. The burdens are the same as 5A CTs. The ordering codes are the same as those in the above table but the last figure shall be 1 instead of 5.

Esempio / Example

TA.....05 (secondario/*secondary 5A*) **TA.....01 (secondario/*secondary 1A*)**

DIMENSIONI - *Dimensions*

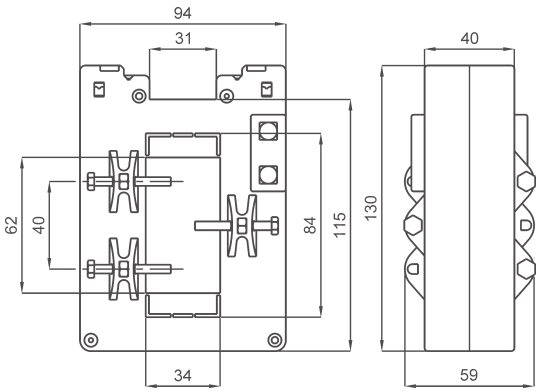

kg
0,75 ...1,50

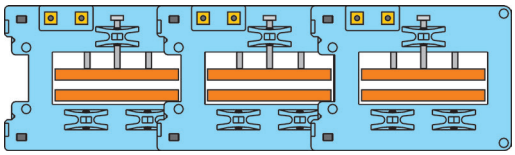

A RICHIESTA: versione con morsetti frontali, adatta al montaggio su barre orizzontali

AVAILABLE ON REQUEST: *secondary terminals on front, suitable for mounting on horizontal bars*

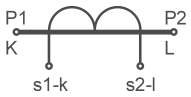

Siglatura morsetti primario e secondario

Primary and secondary connections marking

NOTE - *Note*

ACCESSORI IN DOTAZIONE
- viti per fissaggio TA alla barra
- cappuccio di protezione per vite fissaggio

SUPPLIED ACCESSORY
- *CT fixing set for busbar mounting*
- *protective caps for CT fixing*

OPZIONI - *OPTION*

Coprimorsetti cod. **9SBMCTA84**
Coprimorsetti sigillabile cod. **9SBMCTA84S**

Terminals cover cod. ***9SBMCTA84***
Sealable terminals cover cod. ***9SBMCTA84S***

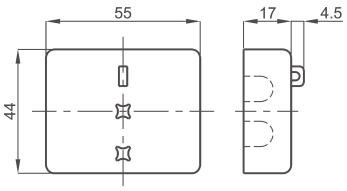

T.A. DI MISURA A BARRA PASSANTE 85x54

85x54 Busbar passing measuring CTs

TAT085



EAC UKRMETR TEST STANDARD

Kz - Kazakhstan

INPUT: 800A... 2500A

OUTPUT: 5A 1A

NEW!

DATI TECNICI - *Technical data*

custodia in materiale termoplastico autoestinguente	*self estinguishing thermoplastic material*	UL94-V0
frequenza funzionamento	*operating frequency*	50÷60 Hz
tensione di riferimento per l'isolamento	*insulation reference voltage*	0,72 kV
tensione di prova isolamento	*test voltage insulation*	3 kV x 1' 50 Hz classe E
grado di protezione	*protection degree*	IP 00
grado di protezione con coprimorsetti	*protection degree with terminal covers*	IP 20
sovracorrente permanente	*continuous overcurrent*	100% Ipr
corrente termica di breve durata nominale (I th)	*rated short-time thermal current (I th)*	< 60 x Ipr (max. 90kA/1s)
corrente dinamica nominale (I dyn)	*rated dynamic current (I dyn)*	2,5 x I th
fattore di sicurezza	*safety factor*	N ≤ 5
max. potenza dissipata (portata max.)	*max. power dissipation (max range value)*	≤ 20W
temperatura di funzionamento	*operating temperature*	-25 +50 °C
temperatura di magazzinaggio	*storage temperature*	-40 +80 °C
costruzione a norme	*manufactured according to*	IEC/EN 61869-1 IEC/EN 61869-2

TIPO - *Type*

Rapporto *Ratio*	Cl. 0,5	Cl. 1	Codice - *Code*	
	VA	VA	Orizzontale - *Horizontal*	Verticale - *Vertical*
800/5A	5	10	**TAT085800X05**	**TAT085800X05V**
1000/5A	8	15	**TAT0851K0X05**	**TAT0851K0X05V**
1200/5A	10	20	**TAT0851K2X05**	**TAT0851K2X05V**
1500/5A	12	25	**TAT0851K5X05**	**TAT0851K5X05V**
2000/5A	18	35	**TAT0852K0X05**	**TAT0852K0X05V**
2500/5A	20	40	**TAT0852K5X05**	**TAT0852K5X05V**

Sono disponibili i trasformatori con secondario 1A e pari prestazioni, i codici di ordinazione sono come in tabella ma con ultima cifra 1

CTs at1A secondary current are also available. The burdens are the same as 5A CTs. The ordering codes are the same as those in the above table but the last figure shall be 1 instead of 5.

Esempio / Example

TA.....05 (secondario/*secondary 5A*) **TA.....01 (secondario/*secondary 1A*)**



Fino a 3 barre da 80 x 10mm anche isolate

Up to 3 insulated busbars 80 x 10mm

DIMENSIONI - *Dimensions*

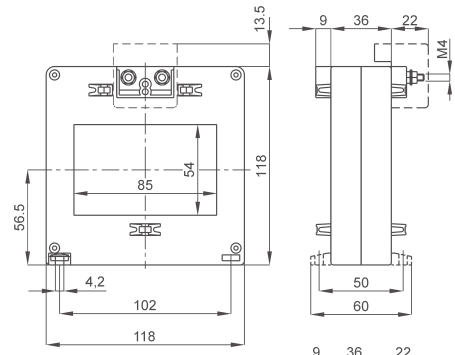

Tipo con passaggio barra orizzontale

Horizontal busbar passing type

kg 0,50 ...0,75

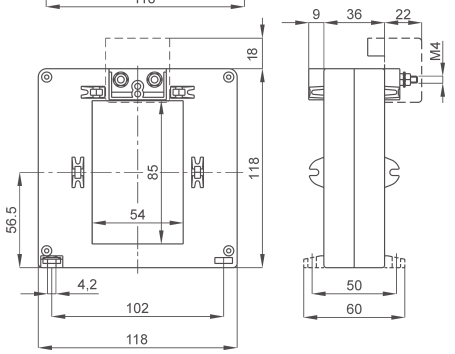

Tipo con passaggio barra verticale

Vertical busbar passing type

kg 0,50 ...0,75

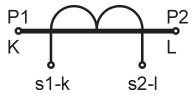

Siglatura morsetti primario e secondario

Primary and secondary connections marking

NOTE - *Note*

ACCESSORI IN DOTAZIONE
- viti per fissaggio TA alla barra
- cappuccio di protezione per vite fissaggio

SUPPLIED ACCESSORY
- *CT fixing set for busbar mounting*
- *protective caps for CT fixing*

OPZIONI - *OPTIONS*

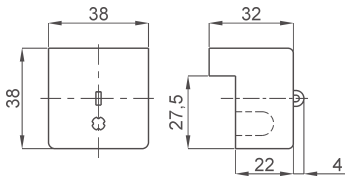

Coprimorsetti / *Terminals cover* cod. **9SBMCTA125**
Coprimorsetti sigillabile / *Sealable terminals cover* cod. **9SBMCTA125S**

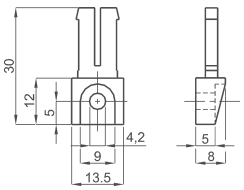

Piedini di fissaggio cod. **9SAMPDC**

*Fixing feet cod. **9SAMPDC***

T.A. DI MISURA A BARRA PASSANTE 102x55

102x55 Busbar passing measuring CTs

TAT101



EAC UKRMETR TEST STANDARD

Kz - Kazakhstan

INPUT: 400A... 4000A

OUTPUT: 5A 1A

DATI TECNICI - *Technical data*

custodia in materiale termoplastico autoestinguente	*self estinguishing thermoplastic material*	UL94-V0
frequenza funzionamento	*operating frequency*	50÷60 Hz
tensione di riferimento per l'isolamento	*insulation reference voltage*	0,72 kV
tensione di prova isolamento	*test voltage insulation*	3 kV x 1' 50 Hz classe E
grado di protezione	*protection degree*	IP 20
sovracorrente permanente	*continuous overcurrent*	100% Ipr
corrente termica di breve durata nominale (I th)	*rated short-time thermal current (I th)*	< 80 x Ipr (max. 90kA/1s)
corrente dinamica nominale (I dyn)	*rated dynamic current (I dyn)*	2,5 x I th
fattore di sicurezza	*safety factor*	N ≤ 5
max. potenza dissipata (portata max.)	*max. power dissipation (max range value)*	≤25W
temperatura di funzionamento	*operating temperature*	-25 +50 °C
temperatura di magazzinaggio	*storage temperature*	-40 +80 °C
costruzione a norme	*manufactured according to*	IEC/EN 61869-1 IEC/EN 61869-2
terminali secondari integrati	*integrated secondary terminals*	6mm²

TIPO - *Type*

Rapporto *Ratio*	Cl. 0,5	Cl. 1	Codice - *Code*	
	VA	VA	Orizzontale - *Horizontal*	Verticale - *Vertical*
400/5A	3	5	**TAT101400X05**	**TAT101400X05V**
500/5A	5	8	**TAT101500X05**	**TAT101500X05V**
600/5A	8	12	**TAT101600X05**	**TAT101600X05V**
800/5A	10	18	**TAT101800X05**	**TAT101800X05V**
1000/5A	15	25	**TAT1011K0X05**	**TAT1011K0X05V**
1200/5A	20	30	**TAT1011K2X05**	**TAT1011K2X05V**
1500/5A	30	40	**TAT1011K5X05**	**TAT1011K5X05V**
2000/5A	30	40	**TAT1012K0X05**	**TAT1012K0X05V**
2500/5A	35	40	**TAT1012K5X05**	**TAT1012K5X05V**
3000/5A	35	40	**TAT1013K0X05**	**TAT1013K0X05V**
4000/5A	35	40	**TAT1014K0X05**	**TAT1014K0X05V**

Sono disponibili i trasformatori con secondario 1A e pari prestazioni, i codici di ordinazione sono come in tabella ma con ultima cifra 1

CTs at1A secondary current are also available. The burdens are the same as 5A CTs. The ordering codes are the same as those in the above table but the last figure shall be 1 instead of 5.

Esempio / Example

TA.....05 (secondario/*secondary 5A*) TA.....01 (secondario/*secondary 1A*)

DIMENSIONI - *Dimensions*

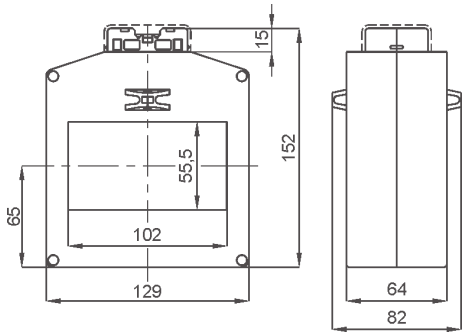

Versione con passaggio barra orizzontale

Horizontal busbar passing type

kg 1,5 ...3,0

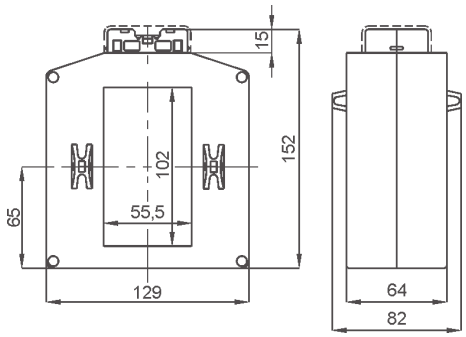

Versione con passaggio barra verticale

Vertical busbar passing type

kg 1,5 ...3,0

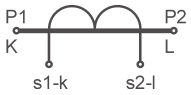

Siglatura morsetti primario e secondario
Primary and secondary connections marking

NOTE - *Note*

ACCESSORI IN DOTAZIONE
- viti per fissaggio TA alla barra
- cappuccio di protezione per vite fissaggio

SUPPLIED ACCESSORY
- *CT fixing set for busbar mounting*
- *protective caps for CT fixing*

OPZIONI - *OPTIONS*

Coprimorsetti sigillabile cod. **9SBMCTA**
Sealable terminals cover cod. ***9SBMCTA***

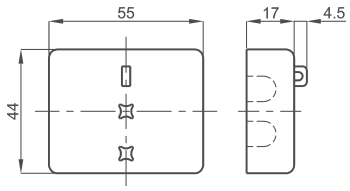

T.A. DI MISURA A BARRA PASSANTE 106x76

106x76 Busbar passing measuring CTs

TAT106



EAC UKRMETR TEST STANDARD

Kz - Kazakhstan

INPUT: 600A... 4000A

OUTPUT: 5A 1A

NEW!

DATI TECNICI - *Technical data*

custodia in materiale termoplastico autoestinguente	*self estinguishing thermoplastic material*	UL94-V0
frequenza funzionamento	*operating frequency*	50÷60 Hz
tensione di riferimento per l'isolamento	*insulation reference voltage*	0,72 kV
tensione di prova isolamento	*test voltage insulation*	3 kV x 1' 50 Hz classe E
grado di protezione	*protection degree*	IP 00
grado di protezione con coprimorsetti	*protection degree with terminal covers*	IP 20
sovracorrente permanente	*continuous overcurrent*	100% Ipr
corrente termica di breve durata nominale (I th)	*rated short-time thermal current (I th)*	< 60 x Ipr (max. 90kA/1s)
corrente dinamica nominale (I dyn)	*rated dynamic current (I dyn)*	2,5 x I th
fattore di sicurezza	*safety factor*	N ≤ 5
max. potenza dissipata (portata max.)	*max. power dissipation (max range value)*	≤ 30W
temperatura di funzionamento	*operating temperature*	-25 +50 °C
temperatura di magazzinaggio	*storage temperature*	-40 +80 °C
costruzione a norme	*manufactured according to*	IEC/EN 61869-1 IEC/EN 61869-2

TIPO - *Type*

Rapporto *Ratio*	Cl. 0,5	Cl. 1	Codice - *Code*	
	VA	VA	Orizzontale - *Horizontal*	Verticale - *Vertical*
600/5A	2	5	**TAT106600X05**	**TAT106600X05V**
800/5A	4	8	**TAT106800X05**	**TAT106800X05V**
1000/5A	5	10	**TAT1061K0X05**	**TAT1061K0X05V**
1200/5A	5	10	**TAT1061K2X05**	**TAT1061K2X05V**
1500/5A	10	20	**TAT1061K5X05**	**TAT1061K5X05V**
2000/5A	10	20	**TAT1062K0X05**	**TAT1062K0X05V**
2500/5A	12	25	**TAT1062K5X05**	**TAT1062K5X05V**
3000/5A	15	30	**TAT1063K0X05**	**TAT1063K0X05V**
4000/5A	20	40	**TAT1064K0X05**	**TAT1064K0X05V**

Sono disponibili i trasformatori con secondario 1A e pari prestazioni, i codici di ordinazione sono come in tabella ma con ultima cifra 1

CTs at1A secondary current are also available. The burdens are the same as 5A CTs. The ordering codes are the same as those in the above table but the last figure shall be 1 instead of 5.

Esempio / Example

TA.....05 (secondario/*secondary 5A*) TA.....01 (secondario/*secondary 1A*)

DIMENSIONI - *Dimensions*

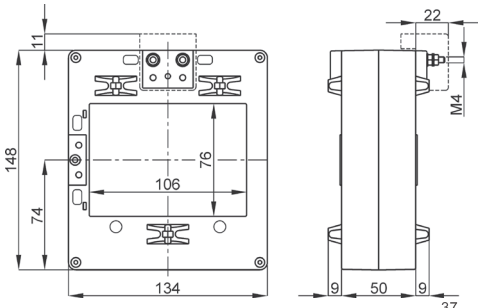

Versione con passaggio barra orizzontale

Horizontal busbar passing type

kg 0,90 ...1,20

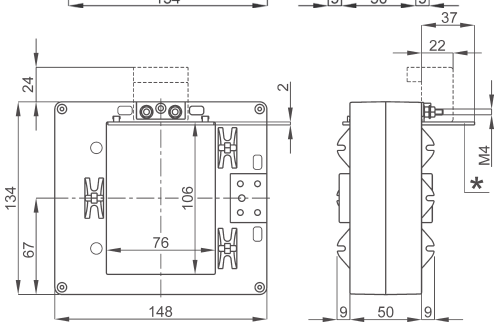

Versione con passaggio barra verticale

Vertical busbar passing type

kg 0,90 ...1,20



Fino a 4 barre da 100 x 10mm anche isolate

Up to 4 insulated busbars 100 x 10mm

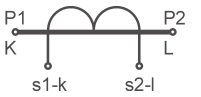

Siglatura morsetti primario e secondario

Primary and secondary connections marking

NOTE - *Note*

ACCESSORI IN DOTAZIONE
- viti per fissaggio TA alla barra
- parete isolante * (solo per versione verticale)
- cappuccio di protezione per vite fissaggio

SUPPLIED ACCESSORIES
- *CT fixing set for busbar mounting*
- *Insulation sector * (only for vertical version)*
- *protective caps for CT fixing*

OPZIONI - *OPTIONS*



* Parete isolante cod. **9SBMPRT**

** Insulating sector cod. **9SBMPRT***

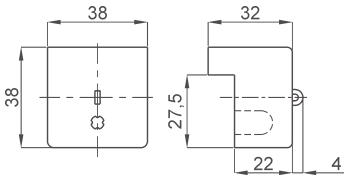

Coprimorsetti / *Terminals cover* cod. **9SBMCTA125**

Coprim. sigillabile / *Sealable terminals cover* cod. **9SBMCTA125S**

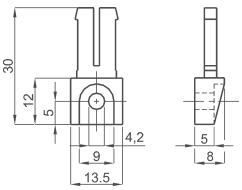

Piedini di fissaggio cod. **9SAMPDC**

*Fixing feet cod. **9SAMPDC***

T.A. DI MISURA A BARRA PASSANTE 105x55 - 127x55

105x55 - 127x55 Busbar passing measuring CTs

TAT125



EAC UKRMETR TEST STANDARD

Kz - Kazakhstan

INPUT: 400A... 4000A

OUTPUT: 5A 1A

DATI TECNICI - *Technical data*

custodia in materiale termoplastico autoestinguente	*self estinguishing thermoplastic material*	UL94-V0
frequenza funzionamento	*operating frequency*	50÷60 Hz
tensione di riferimento per l'isolamento	*insulation reference voltage*	0,72 kV
tensione di prova isolamento	*test voltage insulation*	3 kV x 1' 50 Hz classe E
grado di protezione	*protection degree*	IP 00
grado di protezione con coprimorsetti	*protection degree with terminal covers*	IP 20
sovracorrente permanente	*continuous overcurrent*	100% Ipr
corrente termica di breve durata nominale (I th)	*rated short-time thermal current (I th)*	< 80 x Ipr (max. 90kA/1s)
corrente dinamica nominale (I dyn)	*rated dynamic current (I dyn)*	2,5 x I th
fattore di sicurezza	*safety factor*	N ≤ 5
max. potenza dissipata (portata max.)	*max. power dissipation (max range value)*	≤ 25W
temperatura di funzionamento	*operating temperature*	-25 +50 °C
temperatura di magazzinaggio	*storage temperature*	-40 +80 °C
costruzione a norme	*manufactured according to*	IEC/EN 61869-1 IEC/EN 61869-2

TIPO - *Type*

Rapporto *Ratio*	Cl. 0,5 VA	Cl. 1 VA	Codice - *Code*
400/5A	2	7	**TAT125400X05**
500/5A	4	10	**TAT125500X05**
600/5A	6	12	**TAT125600X05**
800/5A	12	16	**TAT125800X05**
1000/5A	15	22	**TAT1251K0X05**
1200/5A	15	30	**TAT1251K2X05**
1500/5A	22	35	**TAT1251K5X05**
2000/5A	27	40	**TAT1252K0X05**
2500/5A	30	50	**TAT1252K5X05**
3000/5A	35	50	**TAT1253K0X05**
4000/5A	35	50	**TAT1254K0X05**

Sono disponibili i trasformatori con secondario 1A e pari prestazioni, i codici di ordinazione sono come in tabella ma con ultima cifra 1

CTs at1A secondary current are also available. The burdens are the same as 5A CTs. The ordering codes are the same as those in the above table but the last figure shall be 1 instead of 5.

Esempio / Example

TA.....05 (secondario/*secondary 5A*) TA.....01 (secondario/*secondary 1A*)

DIMENSIONI - *Dimensions*

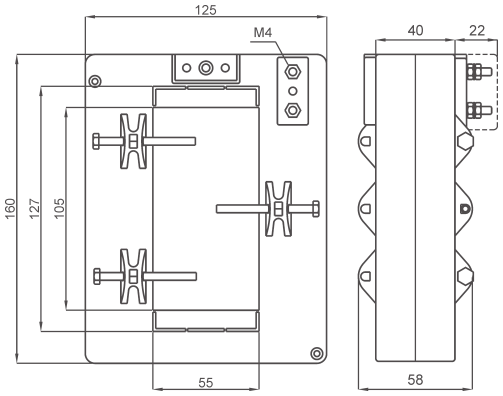

kg 1,2 ...3,0

A RICHIESTA:

versione con morsetti centrali su lato corto.

Per questa versione è obbligatorio l'utilizzo del coprimorsetto cod. **9SBMCTA125**

AVAILABLE ON REQUEST:

central terminal position on CT upper side.

Usage of terminals cover cod. ***9SBMCTA125*** *is mandatory on this version.*

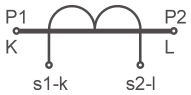

Siglatura morsetti primario e secondario

Primary and secondary connections marking

NOTE - *Note*

ACCESSORI IN DOTAZIONE
- sistema fissaggio barre incorporato
- cappuccio di protezione per vite fissaggio

SUPPLIED ACCESSORIES
- *built-in busbar fixing system*
- *protective caps for CT fixing*

OPZIONI - *OPTION*

Coprimorsetti cod. **9SBMCTA125**
Coprimorsetti sigillabile cod. **9SBMCTA125S**

Terminals cover cod. ***9SBMCTA125***
Sealable terminals cover cod. ***9SBMCTA125S***

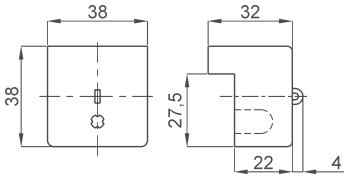

T.A. DI MISURA A BARRA PASSANTE 105x38 - 127x38

105x38 - 127x38 Busbar passing measuring CTs

TAT126

EAC UKRMETR TEST STANDARD

Kz - Kazakhstan

INPUT: 400A... 4000A

OUTPUT: 5A 1A

DATI TECNICI - *Technical data*

custodia in materiale termoplastico autoestinguente	*self estinguishing thermoplastic material*	UL94-V0
frequenza funzionamento	*operating frequency*	50÷60 Hz
tensione di riferimento per l'isolamento	*insulation reference voltage*	0,72 kV
tensione di prova isolamento	*test voltage insulation*	3 kV x 1' 50 Hz classe E
grado di protezione	*protection degree*	IP 20
sovracorrente permanente	*continuous overcurrent*	100% Ipr
corrente termica di breve durata nominale (I th)	*rated short-time thermal current (I th)*	< 80 x Ipr (max. 90kA/1s)
corrente dinamica nominale (I dyn)	*rated dynamic current (I dyn)*	2,5 x I th
fattore di sicurezza	*safety factor*	N ≤ 5
max. potenza dissipata (portata max.)	*max. power dissipation (max range value)*	≤27W
temperatura di funzionamento	*operating temperature*	-25 +50 °C
temperatura di magazzinaggio	*storage temperature*	-40 +80 °C
costruzione a norme	*manufactured according to*	IEC/EN 61869-1 IEC/EN 61869-2
terminali secondari integrati	*integrated secondary terminals*	6mm²

TIPO - *Type*

Rapporto *Ratio*	Cl. 0,5 VA	Cl. 1 VA	Codice - *Code*
400/5A	3	5	**TAT126400X05**
500/5A	4	8	**TAT126500X05**
600/5A	6	12	**TAT126600X05**
800/5A	8	15	**TAT126800X05**
1000/5A	12	20	**TAT1261K0X05**
1200/5A	15	30	**TAT1261K2X05**
1500/5A	20	40	**TAT1261K5X05**
2000/5A	30	60	**TAT1262K0X05**
2500/5A	40	80	**TAT1262K5X05**
3000/5A	50	80	**TAT1263K0X05**
4000/5A	60	100	**TAT1264K0X05**

Sono disponibili i trasformatori con secondario 1A e pari prestazioni, i codici di ordinazione sono come in tabella ma con ultima cifra 1

CTs at1A secondary current are also available. The burdens are the same as 5A CTs. The ordering codes are the same as those in the above table but the last figure shall be 1 instead of 5.

Esempio / Example

TA.....05 (secondario/*secondary 5A*) **TA.....01 (secondario/*secondary 1A*)**

DIMENSIONI - *Dimensions*

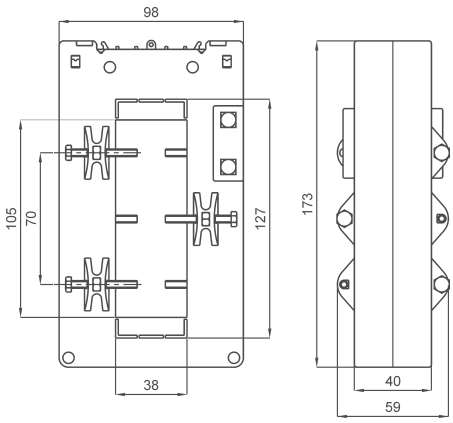

kg 1,2 ...3,0

A RICHIESTA:
versione con morsetti frontali.

AVAILABLE ON REQUEST:
secondary terminals on front.

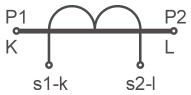

Siglatura morsetti primario e secondario
Primary and secondary connections marking

NOTE - *Note*

ACCESSORI IN DOTAZIONE
- sistema fissaggio barre incorporato
- cappuccio di protezione per vite fissaggio

SUPPLIED ACCESSORIES
- built-in busbar fixing system
- protective caps for CT fixing

OPZIONI - ***OPTION***

Coprimorsetti cod. **9SBMCTA126**
Coprimorsetti sigillabile cod. **9SBMCTA126S**

Terminals cover cod. ***9SBMCTA126***
Sealable terminals cover cod. ***9SBMCTA126S***

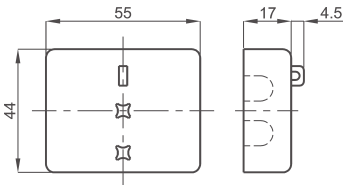

T.A. DI MISURA A BARRA PASSANTE 127x55

127x55 Busbar passing measuring CTs

TAT127

EAC UKRMETR TEST STANDARD

Kz - Kazakhstan

INPUT: 800A... 5000A

OUTPUT: 5A 1A

DATI TECNICI - *Technical data*

custodia in materiale termoplastico autoestinguente	*self estinguishing thermoplastic material*	UL94-V0
frequenza funzionamento	*operating frequency*	50÷60 Hz
tensione di riferimento per l'isolamento	*insulation reference voltage*	0,72 kV
tensione di prova	*test voltage*	3 kV x 1' 50 Hz
isolamento	*insulation*	classe E
grado di protezione	*protection degree*	IP 00
grado di protezione con coprimorsetti	*protection degree with terminal covers*	IP 20
sovracorrente permanente	*continuous overcurrent*	100% Ipr
corrente termica di breve durata nominale (I th)	*rated short-time thermal current (I th)*	< 80 x Ipr (max. 90kA/1s)
corrente dinamica nominale (I dyn)	*rated dynamic current (I dyn)*	2,5 x I th
fattore di sicurezza	*safety factor*	N ≤ 5
max. potenza dissipata (portata max.)	*max. power dissipation (max range value)*	≤ 50W
temperatura di funzionamento	*operating temperature*	-25 +50 °C
temperatura di magazzinaggio	*storage temperature*	-40 +80 °C
costruzione a norme	*manufactured according to*	IEC/EN 61869-1 IEC/EN 61869-2

TIPO - *Type*

Rapporto *Ratio*	Cl. 0,5 VA	Cl. 1 VA	Codice - *Code*
800/5A	20	40	**TAT127800X05**
1000/5A	20	40	**TAT1271K0X05**
1200/5A	25	50	**TAT1271K2X05**
1500/5A	40	80	**TAT1271K5X05**
2000/5A	50	100	**TAT1272K0X05**
2500/5A	60	120	**TAT1272K5X05**
3000/5A	80	160	**TAT1273K0X05**
4000/5A	100	200	**TAT1274K0X05**
5000/5A	120	240	**TAT1275K0X05**

Sono disponibili i trasformatori con secondario 1A e pari prestazioni, i codici di ordinazione sono come in tabella ma con ultima cifra 1

CTs at1A secondary current are also available. The burdens are the same as 5A CTs. The ordering codes are the same as those in the above table but the last figure shall be 1 instead of 5.

Esempio / Example

TA.....05 (secondario/*secondary 5A*) TA.....01 (secondario/*secondary 1A*)

DIMENSIONI - *Dimensions*

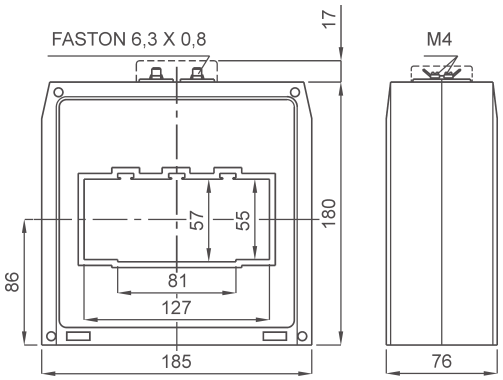

kg 2,5 ...3,3

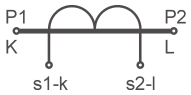

Siglatura morsetti primario e secondario

Primary and secondary connections marking

NOTE - *Note*

ACCESSORI IN DOTAZIONE
- 2 staffe per fissaggio cavo o barra
- serrafilo con faston 6,3x0,8mm per secondario e corto circuito
- cappuccio di protezione per vite fissaggio

SUPPLIED ACCESSORIES
- *cable or busbar fixing set*
- *clamping terminals with faston 6,3x0,8mm for secondary and short-circuit*
- *protective caps for CT fixing*

OPZIONI - *OPTIONS*

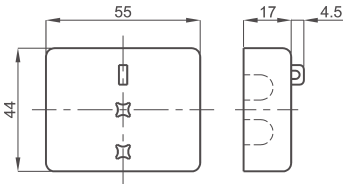

Coprimorsetti sigillabile cod. **9SBMCTA**

Sealable terminals cover cod. ***9SBMCTA***

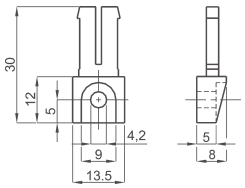

Piedini di fissaggio cod. **9SAMPDC**

Fixing feet cod. ***9SAMPDC***

T.A. DI MISURA A BARRA PASSANTE 127x85

127x85 Busbar passing measuring CTs

TAT128



EAC UKRMETR TEST STANDARD

Kz - Kazakhstan

INPUT: 1000A... 5000A

OUTPUT: 5A 1A

DATI TECNICI - *Technical data*

custodia in materiale termoplastico autoestinguente	*self estinguishing thermoplastic material*	UL94-V0
frequenza funzionamento	*operating frequency*	50÷60 Hz
tensione di riferimento per l'isolamento	*insulation reference voltage*	0,72 kV
tensione di prova isolamento	*test voltage insulation*	3 kV x 1' 50 Hz classe E
grado di protezione	*protection degree*	IP 00
grado di protezione con coprimorsetti	*protection degree with terminal covers*	IP 20
sovracorrente permanente	*continuous overcurrent*	100% Ipr
corrente termica di breve durata nominale (I th)	*rated short-time thermal current (I th)*	< 80 x Ipr (max. 90kA/1s)
corrente dinamica nominale (I dyn)	*rated dynamic current (I dyn)*	2,5 x I th
fattore di sicurezza	*safety factor*	N ≤ 5
max. potenza dissipata (portata max.)	*max. power dissipation (max range value)*	≤ 40W
temperatura di funzionamento	*operating temperature*	-25 +50 °C
temperatura di magazzinaggio	*storage temperature*	-40 +80 °C
costruzione a norme	*manufactured according to*	IEC/EN 61869-1 IEC/EN 61869-2

TIPO - *Type*

Rapporto *Ratio*	Cl. 0,5 VA	Cl. 1 VA	Codice - *Code*
1000/5A	15	30	**TAT1281K0X05**
1200/5A	17	35	**TAT1281K2X05**
1500/5A	20	40	**TAT1281K5X05**
2000/5A	25	50	**TAT1282K0X05**
2500/5A	35	70	**TAT1282K5X05**
3000/5A	40	80	**TAT1283K0X05**
4000/5A	50	100	**TAT1284K0X05**
5000/5A	100	180	**TAT1285K0X05**

Sono disponibili i trasformatori con secondario 1A e pari prestazioni, i codici di ordinazione sono come in tabella ma con ultima cifra 1

CTs at1A secondary current are also available. The burdens are the same as 5A CTs. The ordering codes are the same as those in the above table but the last figure shall be 1 instead of 5.

Esempio / Example

TA.....05 (secondario/*secondary 5A*) **TA.....01 (secondario/*secondary 1A*)**

DIMENSIONI - *Dimensions*

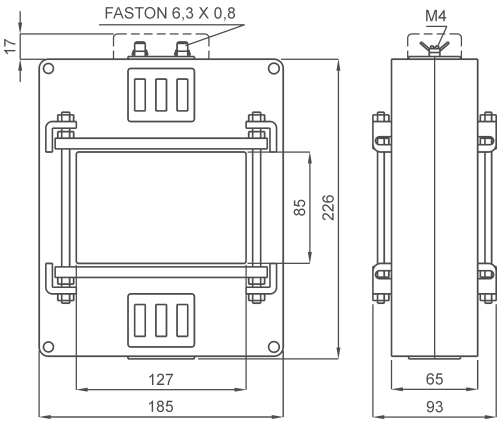

A RICHIESTA: versione con morsetti frontali.

ON REQUEST: *secondary terminals on front side.*

kg 2,3 ...3,5

Siglatura morsetti primario e secondario
Primary and secondary connections marking

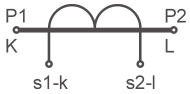

CENTRAGGIO BARRE PRIMARIO - *CENTERING PRIMARY BARS*

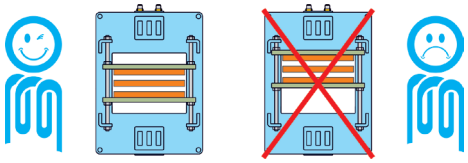

NOTE - *Note*

ACCESSORI IN DOTAZIONE
- sistema fissaggio barre incorporato
- serrafilo con faston 6,3x0,8mm per secondario e corto circuito

SUPPLIED ACCESSORIES
- *built-in busbar fixing system*
- *clamping terminals with faston 6,3x0,8mm for secondary and short-circuit*

OPZIONI - *OPTIONS*

Coprimorsetti sigillabile cod. **9SBMCTA**
Sealable terminals cover cod. ***9SBMCTA***

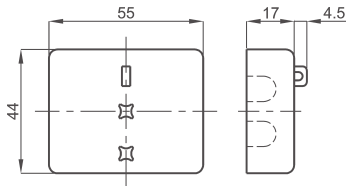

T.A. DI MISURA A BARRA PASSANTE 127x105

127x105 Busbar passing measuring CTs

TAT129



EAC UKRMETR TEST STANDARD

Kz - Kazakhstan

INPUT: 1000A... 6000A

OUTPUT: 5A 1A

DATI TECNICI - *Technical data*

custodia in materiale termoplastico autoestinguente	*self estinguishing thermoplastic material*	UL94-V0
frequenza funzionamento	*operating frequency*	50÷60 Hz
tensione di riferimento per l'isolamento	*insulation reference voltage*	0,72 kV
tensione di prova isolamento	*test voltage insulation*	3 kV x 1' 50 Hz classe E
grado di protezione	*protection degree*	IP 00
grado di protezione con coprimorsetti	*protection degree with terminal covers*	IP 20
sovracorrente permanente	*continuous overcurrent*	100% Ipr
corrente termica di breve durata nominale (I th)	*rated short-time thermal current (I th)*	< 80 x Ipr (max. 90kA/1s)
corrente dinamica nominale (I dyn)	*rated dynamic current (I dyn)*	2,5 x I th
fattore di sicurezza	*safety factor*	N ≤ 5
max. potenza dissipata (portata max.)	*max. power dissipation (max range value)*	≤ 50W
temperatura di funzionamento	*operating temperature*	-25 +50 °C
temperatura di magazzinaggio	*storage temperature*	-40 +80 °C
costruzione a norme	*manufactured according to*	IEC/EN 61869-1 IEC/EN 61869-2

TIPO - *Type*

Rapporto *Ratio*	Cl. 0,5 VA	Cl. 1 VA	Codice - *Code*
1000/5A	15	30	**TAT1291K0X05**
1200/5A	17	35	**TAT1291K2X05**
1500/5A	20	40	**TAT1291K5X05**
2000/5A	25	50	**TAT1292K0X05**
2500/5A	35	70	**TAT1292K5X05**
3000/5A	40	80	**TAT1293K0X05**
4000/5A	50	100	**TAT1294K0X05**
5000/5A	100	180	**TAT1295K0X05**
6000/5A	100	180	**TAT1296K0X05**

Sono disponibili i trasformatori con secondario 1A e pari prestazioni, i codici di ordinazione sono come in tabella ma con ultima cifra 1

CTs at1A secondary current are also available. The burdens are the same as 5A CTs. The ordering codes are the same as those in the above table but the last figure shall be 1 instead of 5.

Esempio / Example
TA.....05 (secondario/*secondary 5A*) TA.....01 (secondario/*secondary 1A*)

DIMENSIONI - *Dimensions*

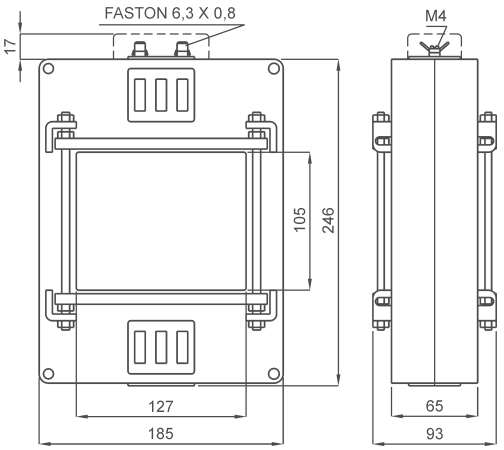

A RICHIESTA: versione con morsetti frontali.

ON REQUEST: *secondary terminals on front side.*

kg 2,3 ...3,5

Siglatura morsetti primario e secondario
Primary and secondary connections marking

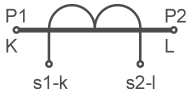

CENTRAGGIO BARRE PRIMARIO - ***CENTERING PRIMARY BARS***

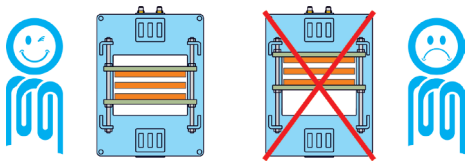

NOTE - *Note*

ACCESSORI IN DOTAZIONE
- sistema fissaggio barre incorporato
- serrafilo con faston 6,3x0,8mm per secondario e corto circuito

SUPPLIED ACCESSORIES
- *built-in busbar fixing system*
- *clamping terminals with faston 6,3x0,8mm for secondary and short-circuit*

OPZIONI - ***OPTIONS***

Coprimorsetti sigillabile cod. **9SBMCTA**
Sealable terminals cover cod. ***9SBMCTA***

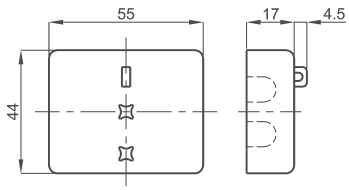

T.A. DI MISURA A BARRA PASSANTE 165x127

165x127 Busbar passing measuring CTs

TAT165



EAC UKRMETR TEST STANDARD

Kz - Kazakhstan

INPUT: 1000A... 8000A

OUTPUT: 5A 1A

DATI TECNICI - *Technical data*

custodia in materiale termoplastico autoestinguente	*self estinguishing thermoplastic material*	UL94-V0
frequenza funzionamento	*operating frequency*	50÷60 Hz
tensione di riferimento per l'isolamento	*insulation reference voltage*	0,72 kV
tensione di prova isolamento	*test voltage insulation*	3 kV x 1' 50 Hz classe E
grado di protezione	*protection degree*	IP 00
grado di protezione con coprimorsetti	*protection degree with terminal covers*	IP 20
sovracorrente permanente	*continuous overcurrent*	100% Ipr
corrente termica di breve durata nominale (I th)	*rated short-time thermal current (I th)*	< 80 x Ipr (max. 90kA/1s)
corrente dinamica nominale (I dyn)	*rated dynamic current (I dyn)*	2,5 x I th
fattore di sicurezza	*safety factor*	N ≤ 5
max. potenza dissipata (portata max.)	*max. power dissipation (max range value)*	≤ 70W
temperatura di funzionamento	*operating temperature*	-25 +50 °C
temperatura di magazzinaggio	*storage temperature*	-40 +80 °C
costruzione a norme	*manufactured according to*	IEC/EN 61869-1 IEC/EN 61869-2

TIPO - *Type*

Rapporto *Ratio*	Cl. 0,5 VA	Cl. 1 VA	Codice - *Code*
1000/5A	15	30	**TAT1651K0X05**
1200/5A	17	35	**TAT1651K2X05**
1500/5A	20	40	**TAT1651K5X05**
2000/5A	25	50	**TAT1652K0X05**
2500/5A	35	70	**TAT1652K5X05**
3000/5A	40	80	**TAT1653K0X05**
4000/5A	50	100	**TAT1654K0X05**
5000/5A	100	180	**TAT1655K0X05**
6000/5A	100	180	**TAT1656K0X05**
8000/5A	100	180	**TAT1658K0X05**

Sono disponibili i trasformatori con secondario 1A e pari prestazioni, i codici di ordinazione sono come in tabella ma con ultima cifra 1

CTs at1A secondary current are also available. The burdens are the same as 5A CTs. The ordering codes are the same as those in the above table but the last figure shall be 1 instead of 5.

Esempio / Example

TA.....05 (secondario/*secondary 5A*) **TA.....01 (secondario/*secondary 1A*)**

DIMENSIONI - *Dimensions*

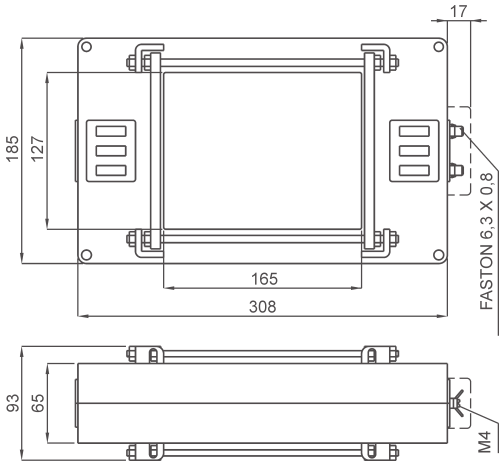

A RICHIESTA: versione con morsetti frontali.

ON REQUEST: *secondary terminals on front side.*

kg 2,3 ...3,5

Siglatura morsetti primario e secondario
Primary and secondary connections marking

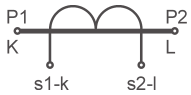

CENTRAGGIO BARRE PRIMARIO - ***CENTERING PRIMARY BARS***

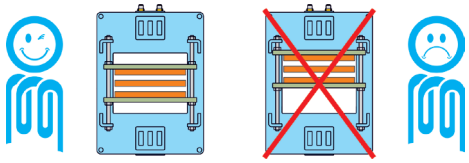

NOTE - *Note*

ACCESSORI IN DOTAZIONE
- sistema fissaggio barre incorporato
- serrafilo con faston 6,3x0,8mm per secondario e corto circuito

SUPPLIED ACCESSORIES
- *built-in busbar fixing system*
- *clamping terminals with faston 6,3x0,8mm for secondary and short-circuit*

OPZIONI - ***OPTIONS***

Coprimorsetti sigillabile cod. **9SBMCTA**
Sealable terminals cover cod. ***9SBMCTA***

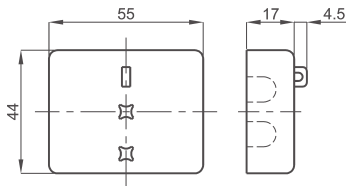

T.A. DI MISURA A BARRA PASSANTE 225x127

225x127 Busbar passing measuring CTs

TAT225



EAC UKRMETR TEST STANDARD

Kz - Kazakhstan

INPUT: 1000A... 8000A

OUTPUT: 5A 1A

DATI TECNICI - *Technical data*

custodia in materiale termoplastico autoestinguente	*self estinguishing thermoplastic material*	UL94-V0
frequenza funzionamento	*operating frequency*	50÷60 Hz
tensione di riferimento per l'isolamento	*insulation reference voltage*	0,72 kV
tensione di prova isolamento	*test voltage insulation*	3 kV x 1' 50 Hz classe E
grado di protezione	*protection degree*	IP 00
grado di protezione con coprimorsetti	*protection degree with terminal covers*	IP 20
sovracorrente permanente	*continuous overcurrent*	100% Ipr
corrente termica di breve durata nominale (I th)	*rated short-time thermal current (I th)*	< 80 x Ipr (max. 90kA/1s)
corrente dinamica nominale (I dyn)	*rated dynamic current (I dyn)*	2,5 x I th
fattore di sicurezza	*safety factor*	N ≤ 5
max. potenza dissipata (portata max.)	*max. power dissipation (max range value)*	≤ 95W
temperatura di funzionamento	*operating temperature*	-25 +50 °C
temperatura di magazzinaggio	*storage temperature*	-40 +80 °C
costruzione a norme	*manufactured according to*	IEC/EN 61869-1 IEC/EN 61869-2

TIPO - *Type*

Rapporto *Ratio*	Cl. 0,5 VA	Cl. 1 VA	Codice - *Code*
1000/5A	15	30	**TAT2251K0X05**
1200/5A	17	35	**TAT2251K2X05**
1500/5A	20	40	**TAT2251K5X05**
2000/5A	25	50	**TAT2252K0X05**
2500/5A	35	70	**TAT2252K5X05**
3000/5A	40	80	**TAT2253K0X05**
4000/5A	50	100	**TAT2254K0X05**
5000/5A	100	180	**TAT2255K0X05**
6000/5A	100	180	**TAT2256K0X05**
8000/5A	100	180	**TAT2258K0X05**

Sono disponibili i trasformatori con secondario 1A e pari prestazioni, i codici di ordinazione sono come in tabella ma con ultima cifra 1

CTs at1A secondary current are also available. The burdens are the same as 5A CTs. The ordering codes are the same as those in the above table but the last figure shall be 1 instead of 5.

Esempio / Example

TA.....05 (secondario/*secondary 5A*) **TA.....01 (secondario/*secondary 1A*)**

DIMENSIONI - *Dimensions*

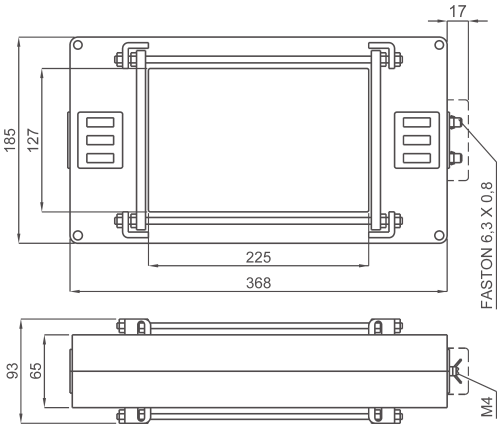

A RICHIESTA: versione con morsetti frontali.

ON REQUEST: *secondary terminals on front side.*

kg 2,3 ...3,5

Siglatura morsetti primario e secondario
Primary and secondary connections marking

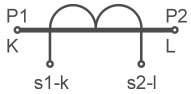

CENTRAGGIO BARRE PRIMARIO - ***CENTERING PRIMARY BARS***

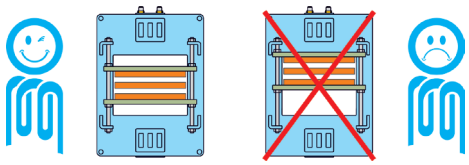

NOTE - *Note*

ACCESSORI IN DOTAZIONE
- sistema fissaggio barre incorporato
- serrafilo con faston 6,3x0,8mm per secondario e corto circuito

SUPPLIED ACCESSORIES
- *built-in busbar fixing system*
- *clamping terminals with faston 6,3x0,8mm for secondary and short-circuit*

OPZIONI - ***OPTIONS***
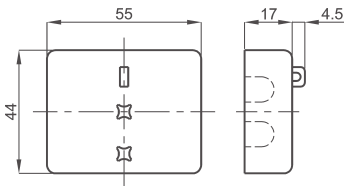
Coprimorsetti sigillabile cod. **9SBMCTA**
Sealable terminals cover cod. ***9SBMCTA***